

Knowledge Builder™

for *Perseus*® 2.0

Hera

Wendy E. Owens



AbleMedia



Knowledge Builder™

for *Perseus*® 2.0

Hera

Wendy E. Owens

Copyright © 1998 AbleMedia
50 Clark Street, Medford, MA 02155-4474
All Rights Reserved

No part of this assignment may be reproduced by any mechanical, photographic, or electronic process, or in the form of a phonographic recording, nor may it be stored in a retrieval system, transmitted, or otherwise copied for public or private use, without the written permission from the publisher.

Printed in the United States of America.

Perseus is a registered trademark of the President and Fellow of Harvard College and the Corporation for Public Broadcasting.

All copyrights are the property of their respective owners.



Knowledge Builder™

for *Perseus*® 2.0

Hera

Wendy E. Owens

About Knowledge Builders

Knowledge Builders are step-by-step instructions for expanding your knowledge of the *Perseus* software and the ancient Greek world. Each Knowledge Builder addresses a particular topic related to the ancient Greek world. Knowledge Builders provide students and teachers with start up information on a topic and directions for finding the information available on that topic in *Perseus*.

- Knowledge Builders assume that you have completed the assignments of the Quick Start System™ or that you have a working knowledge of *Perseus* and a Macintosh.
- Knowledge Builders give you a start on investigations of various topics related to the main Knowledge Builder topic(s). Look for “Possible Projects” in the text of the Knowledge Builder for ideas on how to turn ideas and investigative processes into a project.
- Each Knowledge Builder provides you with a list of Further Reference in *Perseus* for topics related to the main topic of the Knowledge Builder.
- Each Knowledge Builder provides you with an annotated bibliography of works relating to the main topics associated with the title of the Knowledge Builder.
- Knowledge Builders make an effort to use Vase, Coin, Site, Sculpture and Architecture Catalog cards in which Universal Images can be found. By using these Catalog cards, Concise version users can see large images and will learn which Catalog cards use Universal Images.
- Knowledge Builders get you started using *Perseus* and get you thinking with a large academic database. The methods for investigation used in Knowledge Builders are suggestions and other methods may be applied. You must come up with your own methods for making the most efficient use of *Perseus*.



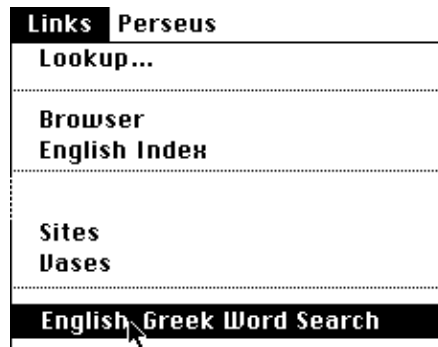
Hera

1. Begin this *Knowledge Builder™* from the *Perseus Gateway*.

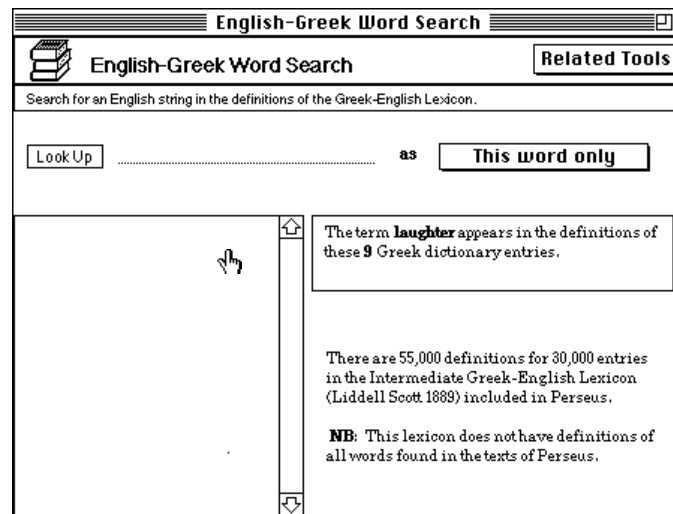
Epithet

The names of gods and goddesses are often accompanied by a finite number of traditional epithets that describe the personality or associations of the divinity. You can form a better understanding of how the Greeks and other cultures viewed the nature of their gods and goddesses from the list of epithets associated with a god or goddess.

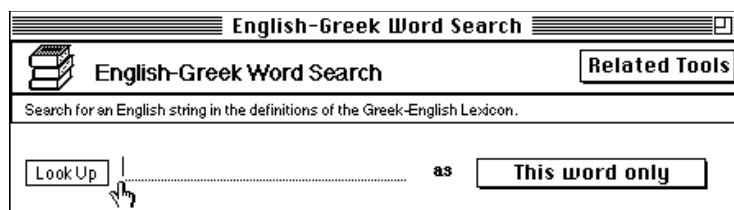
2. Choose “English-Greek Word List” from the Links menu.



3. Your screen should look like the one below.



4. Set the cursor on the line next to the “Look up” command button.



5. Type in the word "eyed" from a traditional epithet for Hera.

Look Up eyed

6. Choose "This word only" from the pop-up menu button next to "as."

This word only
This word only
Words with these starting characters
Words with these ending characters
Words with this substring



Remember, give *Perseus* something to do and then give it a command.

7. Click once on the "Look Up" command button.

Look Up eyed

8. Highlight the Greek word as seen below.

ἀγανοβλέφαρος has "eyed"
ἀγλαΰω has "eyed"
βοῶπις has "eyed"
γλάμων has "eyed"

9. Choose "Greek English Lexicon" from the "Related Tools" pop-up menu button.

Related Tools
Greek Word Search
Greek English Lexicon
Greek Word Frequencies -- Overview
Greek Word Frequencies -- by Author
Greek Words in Proximity

10. Read the definition for this word.

Greek-English Lexicon

Greek-English Lexicon Related Tools

Enter a Greek dictionary entry to see its definition(s) in the Intermediate Greek-Eng Lexicon.

Entry: βοῶπις Look Up

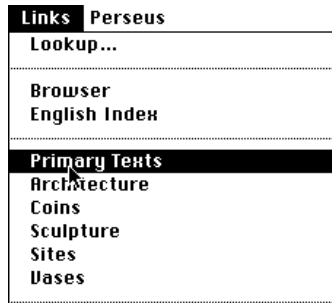
Definitions for entry: 1 See Previous Entry See Following Entry

[0] *ox-eyed* i. e. *having large, full eyes* mostly of Hera, **Hom.**

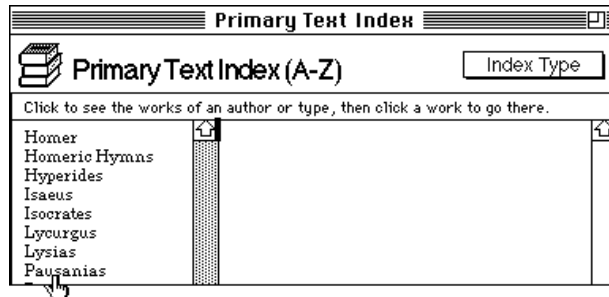


As an alternative to investigating the epithets of Hera, you can look for the surnames that the goddess has earned in different areas of Greece and in different countries. You should try to discern why a given surname is given to Hera. Some names are given for obvious reason but other, like Goat-eater, are not as easily explained.

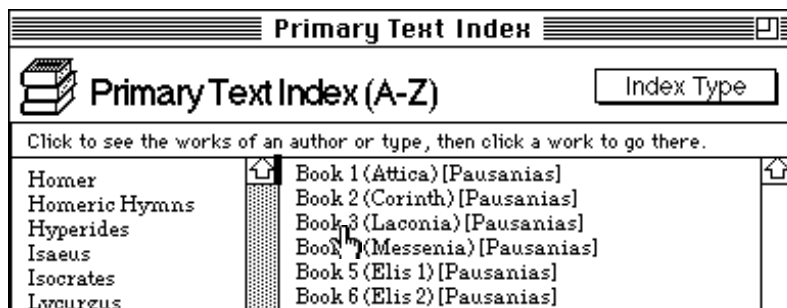
11. Choose "Primary Text" from the Links menu.



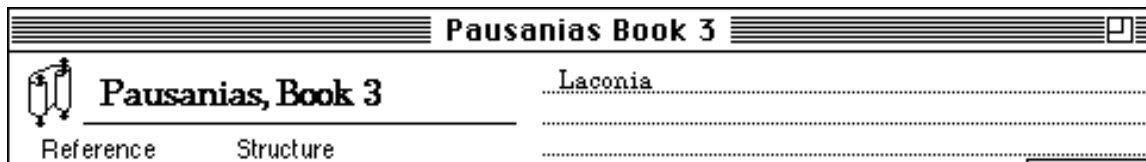
12. Click once on "Pausanias" in the list of authors in the left column.




13. Click once on "Book 3" from the list of text in the right column.



14. Your screen should look like the one below.

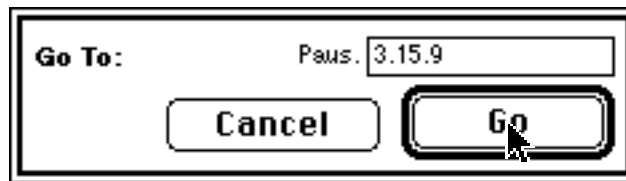


15. Click once on the “Go to” command button.

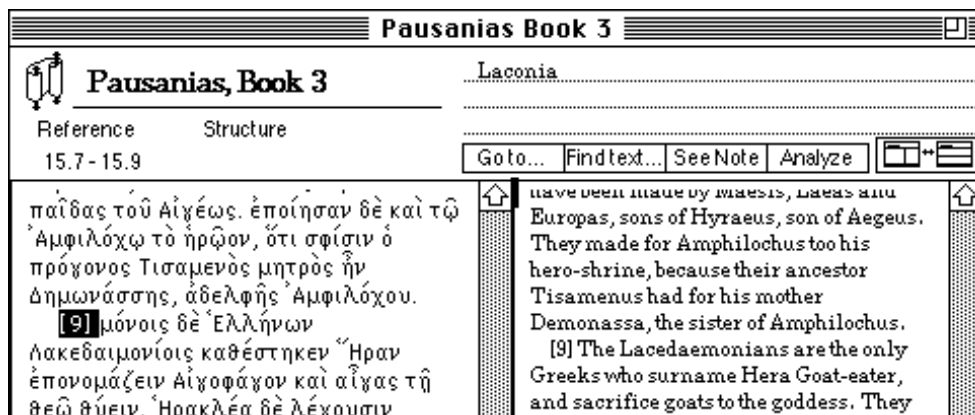


16. Type “3.15.9” on the line.

17. Click once on the “Go” command button.



18. Your screen should look like the one below.



19. Read section 15.9 to learn about Hera the Goat-eater.

The Jealous Type

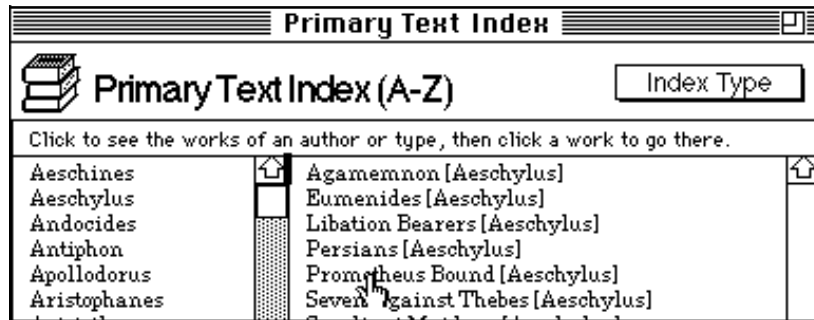
Hera has a reputation for being the jealous wife. As a result of Zeus' exploits with other goddesses and mortals, Hera becomes enraged enough to exact some type of revenge. Hera, herself is the faithful wife and this may justify her anger, but are her acts of revenge over zealous? You will investigate the vengeful side of Hera. Below are some textual citations in which Hera indulges her anger and gets her revenge.

Through no fault of her own, Io is seduced by Zeus. Hera learns of her husband's affair with Io, who has been turned into a cow. To get her revenge, Hera sends something to torment the cow Io. Read the lines below to learn just what it is.

20. Choose “Primary Text” from the Links menu.



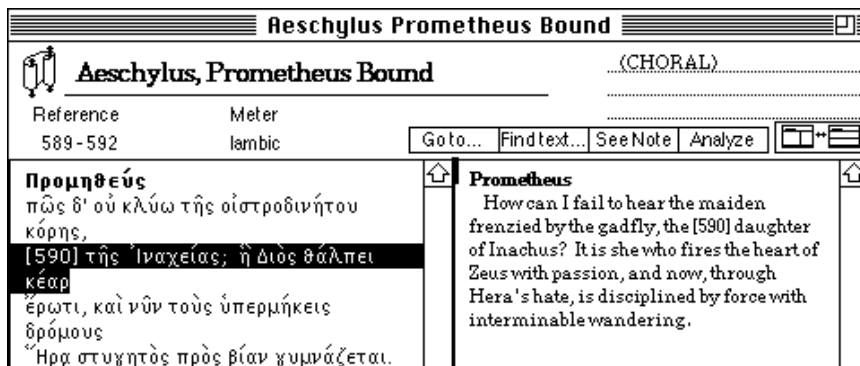
21. Click once on “Aeschylus” in the list of authors in the left column.
22. Click once on “Prometheus Bound” from the list of text in the right column.



23. You should now be at line one of *Prometheus Bound*.
24. Click once on the “Go to” command button.
25. Type “590” on the line.
26. Click once on the “Go” command button.




27. Read this text beginning on line 589.



Zeus had many trysts with mortal women including one with a follower of Artemis. Zeus and Callisto had an affair which Hera learned of. Read what happens to poor Callisto as a result.

28. Choose “Lookup” from the Links menu. Lookup is at the top of the Links list.

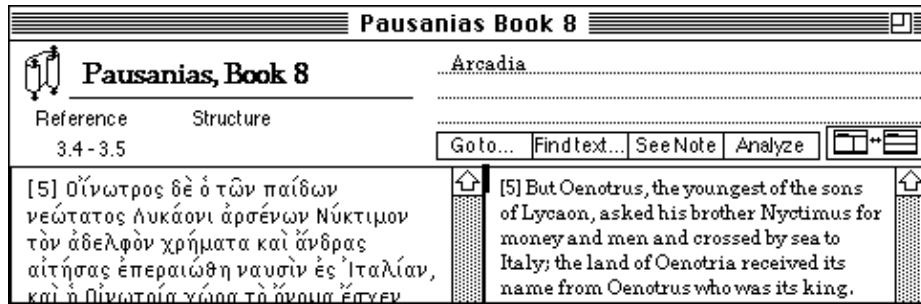


29. Type "Paus. 8.3.5" into the Lookup box.



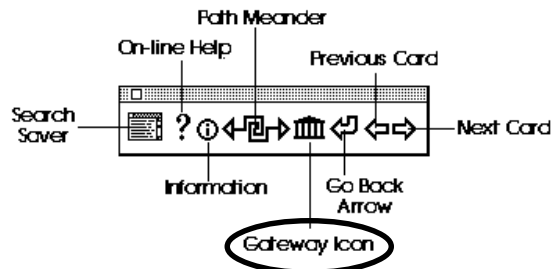
30. Choose "Primary Text" from the Links menu.

31. Begin reading this text from the second section 3.5. This is a numbering mistake, it should be section 3.6.



Often Zeus' affairs resulted in the conception of a child by his mortal mate. Hera, as the goddess of childbirth, had the power to delay the delivery of a child causing the mother to suffer. This is just what she did to get back at Herakles' mother, Alcmena.

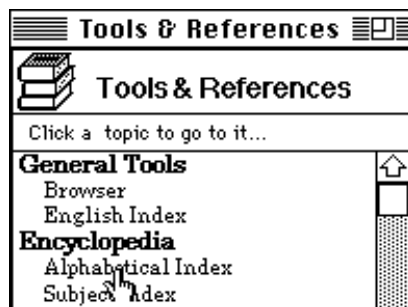
32. Click once on the "Gateway" icon on your Navigator.



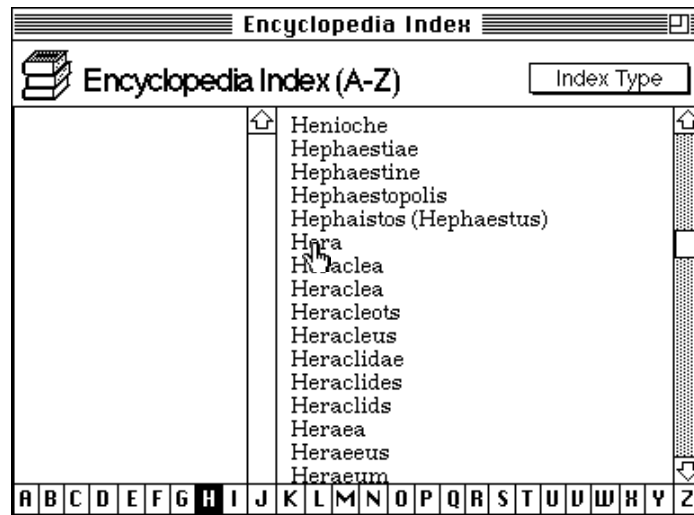
33. Click once on the "Tools & Reference" icon on the Gateway.



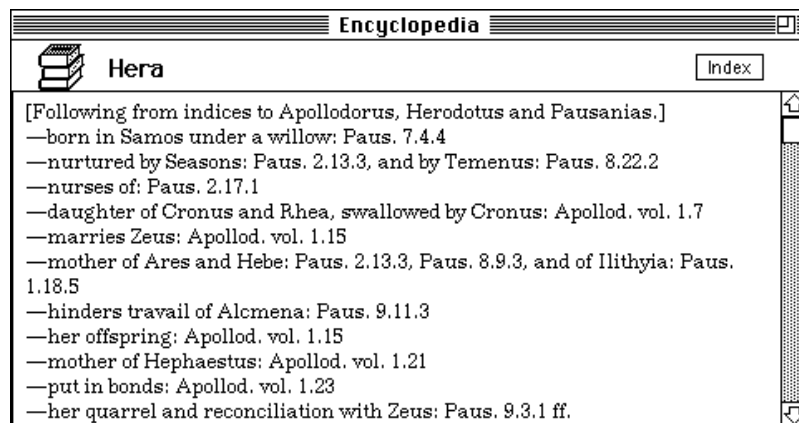
34. Under the bold "Encyclopedia" heading, click once on "Alphabetical Index."



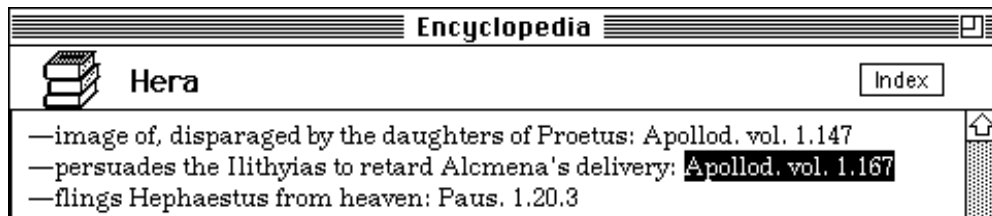
35. Click once on the letter "H" from the alphabet at the bottom of the card.
36. Scroll through the list of "H" words until you find "Hera." Click once on the word "Hera."



37. Your screen should look like the one below.



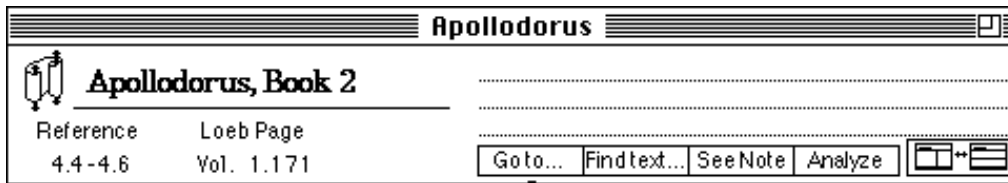
38. Scroll down to the note "persuades the Ilithyias to retard Alcmena's delivery" and highlight "Apollod. vol. 1.167."



39. Choose "Primary Texts" from the Links menu.
40. Click once on the "Next Card" arrow on your Navigator.



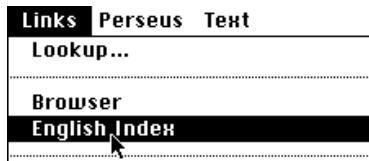
41. Read section 2.4.5.



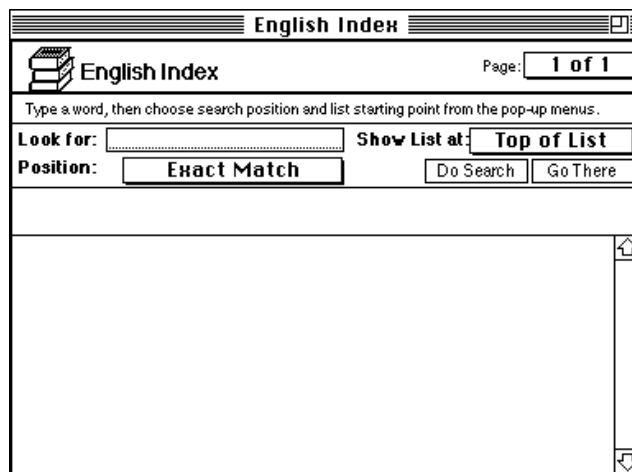
Baneful and Protective

Hera's association with Greek heroes is to be either a hero's protectress or his nemesis who continually makes trouble for her mortal enemy. You will examine Hera's relationship with Jason and Herakles. After looking at the information below from *Perseus*, you should also look to outside sources for information.

42. Choose "English Index" from the Links menu.



43. Your screen should look like the one below.



44. Move the arrow onto dotted line next to "Look for." Click once on the mouse button to set cursor (|).

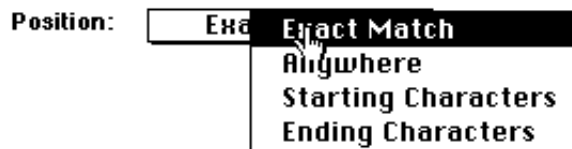
45. Type the word "Hera" next to the words "Look for."



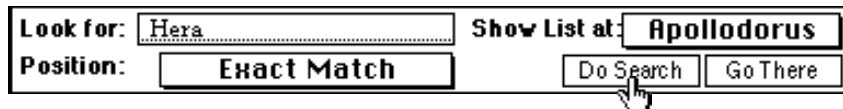
46. Choose "Apollodorus" from the pop-up menu button next to "Show List at."



47. Choose "Exact Match" from the pop-up menu button next to "Position."



48. Move the mouse arrow onto the "Do Search" button and click once. It will take a few seconds to complete the search.

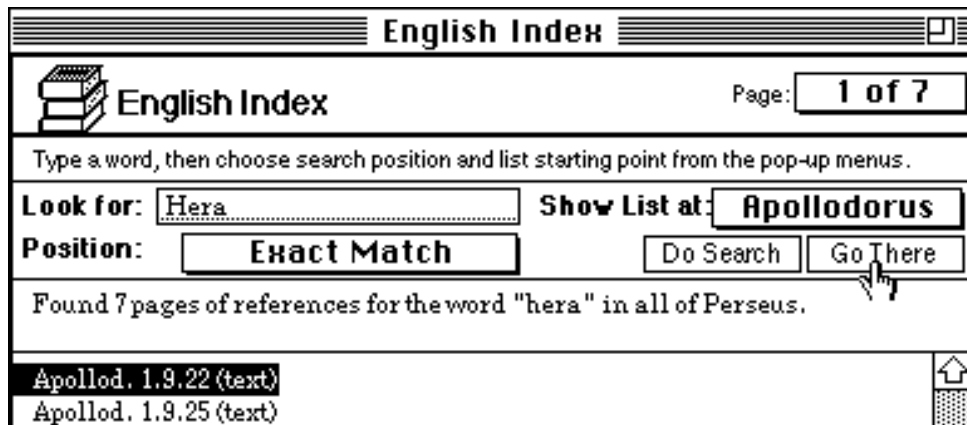


49. The results of the search will appear in the search results space.

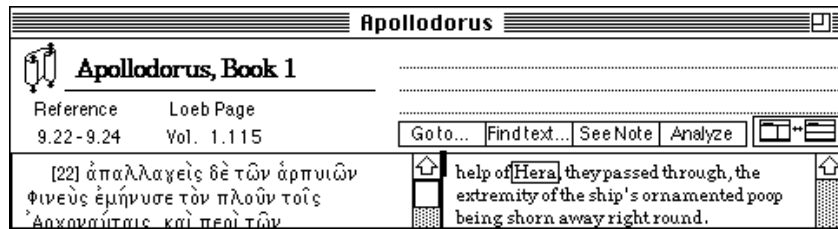
Perseus will now search the text of Apollodorus' *Books 1-3* and the *Epitome* for all references to Hera. A list of references will appear in the lower space of the card.

50. Find and highlight the citation "Apollod. 1.9.22."

51. With this citation highlighted, click once on the command button "Go There."



52. Read section 1.9.22.

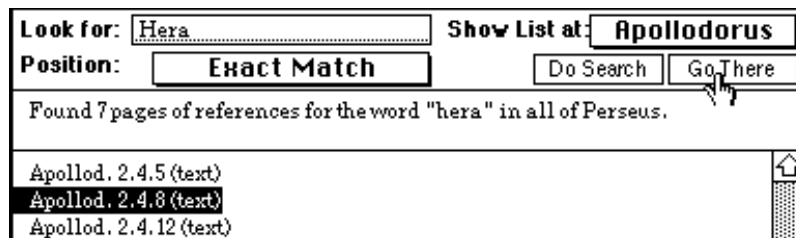


Hera was not a big fan of Herakles since his mother, Alcmene, gave birth to him as a result of an affair with Zeus. Hera caused havoc in Herakles' life from his earliest days.

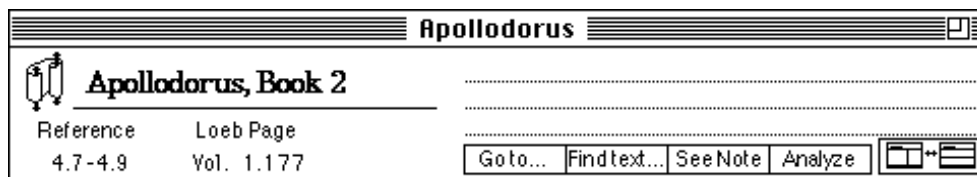
53. Click once on the “Go Back” arrow on your Navigator.

54. Find and highlight the citations “Apollod. 2.4.8.”

55. With this citation highlighted, click once on the command button “Go There.”



56. Read section 4.8.

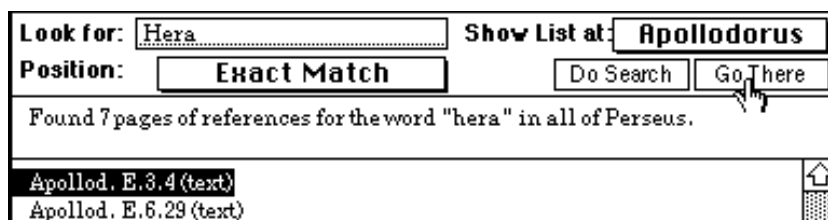


Alexander, or as he is better known, Paris, had the difficult job of judging a beauty contest between three goddesses. Hera participated in the contest but lost out to Aphrodite. Hera's injured ego caused her to send a storm against Paris and his “reward” for choosing Aphrodite as the most beautiful.

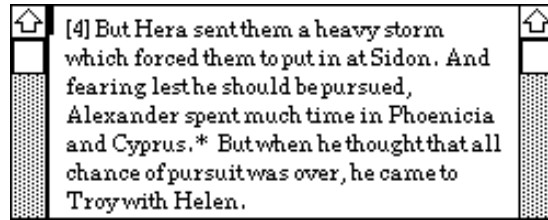
57. Click once on the “Go Back” arrow on your Navigator.

58. Find and highlight the citations “Apollod. E.3.4.”

59. With this citation highlighted, click once on the command button “Go There.”



60. Read section 3.4 from the top of the page.



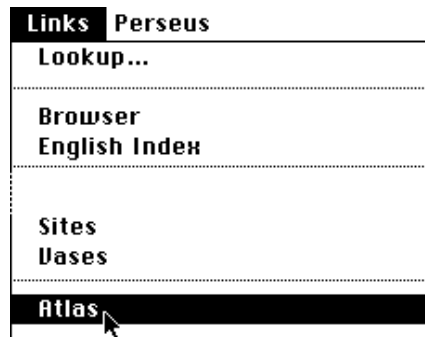
Atlas

Temples, sanctuaries and precincts of Hera appear all over the Greek world. As a demonstration of the wide spread influence of Hera, you should plot the sites listed below. This will also serve as practice in the use of the Atlas. Directions will be given for the plotting of two sites so you should plot the remainder on your own.

Sites of temples and sanctuaries:

Olympia, Samos, Perachora, Samos, Heraion, Delos, Perachora, Argos, Plataea, Sparta, Lessa, Scillus. Elis, Heraea, Plataea.

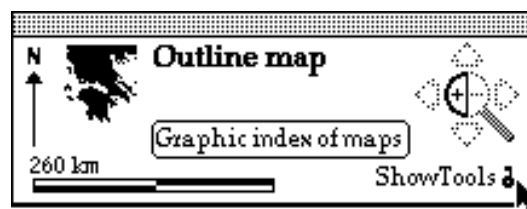
61. Choose "Atlas" from the Link menu.



62. You should now be at the "Outline" map of the *Perseus* Atlas.

63. Move your mouse arrow onto the "flag" next to "Show Tools" in the lower right corner of the Tools Palette.

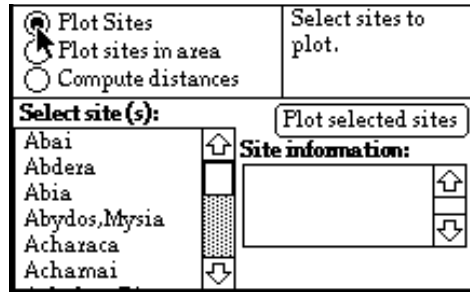
64. Click once on the flag so that the bottom drops out of the Tools Palette.



65. Move the Atlas Tools Palette to one side of the Atlas map.

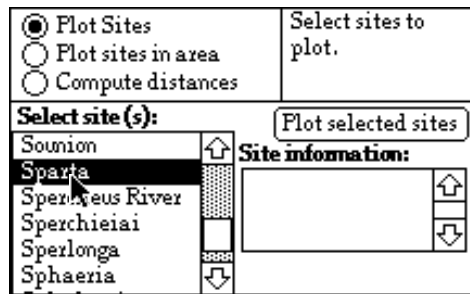


66. Click once inside the radial button next to "Plot site."


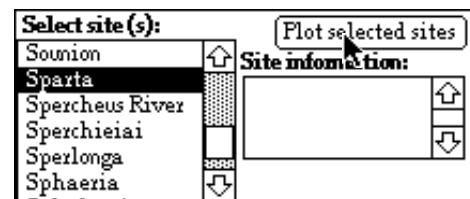


67. Scroll down through the site list to "Sparta."

68. Click once "Sparta" so that it is highlighted.



69. Click once on the command button "Plot Selected Sites."

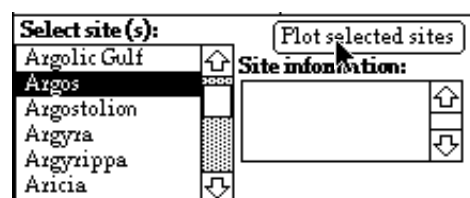


When you plot a site and it seems not to appear on the screen it may be hiding under the Atlas Tools Palette or Navigator. Check there before you worry.

70. Scroll through the site list to "Argos."

71. Click once "Argos" so that it is highlighted.

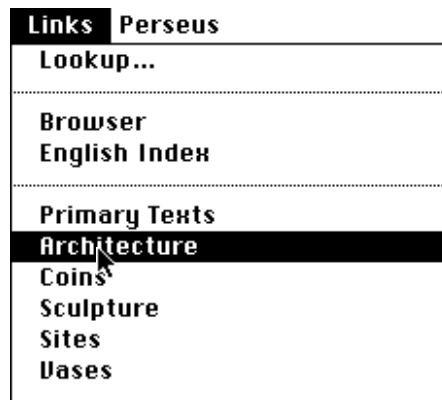
72. Click once on the command button "Plot Selected Sites."



Associated Rituals

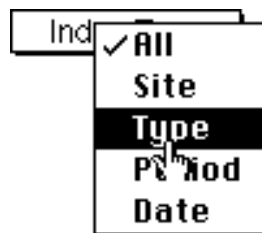
An important part of the nature of a god or goddess may be discerned from the rituals performed for the favor of that god or goddess. You will now look at the ritual performed in association with Hera. You will also want to discover where the rituals are performed, who performs the rituals and whether the societies that include this ritual in their religious practices worship only Hera or Hera along with other gods and goddesses. Pay attention to what a suppliant asks for in return for sacrificing to the goddess.

73. Choose "Architecture" from the Links menu.



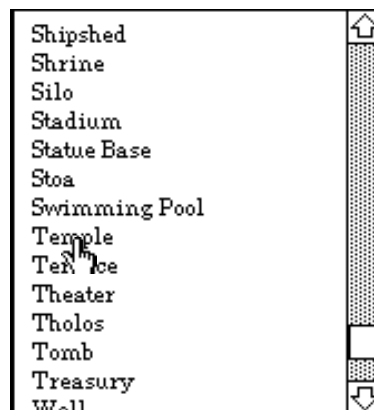
74. You should now be at the Architecture Index.

75. From the Index pop-up menu, choose "Type."

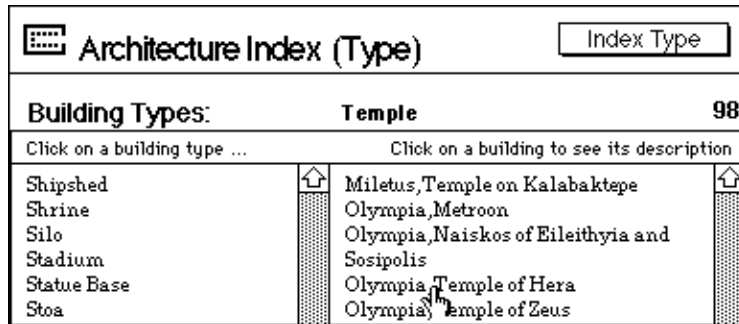


A list of the types of architecture found in *Perseus* will appear in the left column.

76. Scroll to the bottom of the list of architecture and click once on "temple."

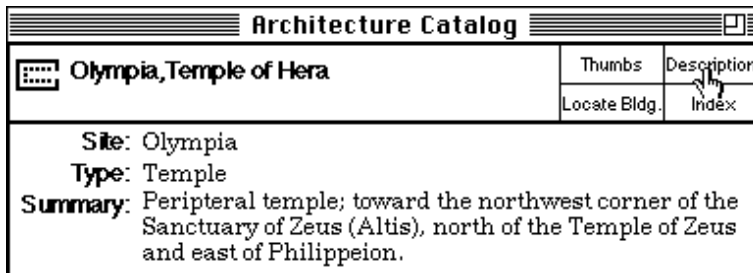


77. Click once on “Olympia, Temple of Hera” in the right column.

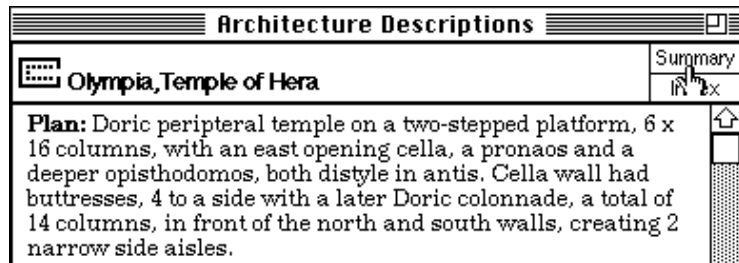


Before you look at the view for the temple, you will want some background information on it.

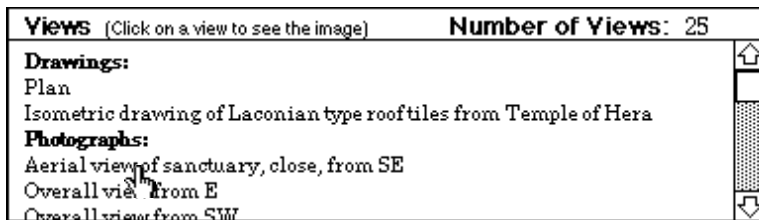
78. Click once on the “Description” command button in the top right corner.



79. Read this description. Go back to the summary card by clicking once on the “Summary” command button.



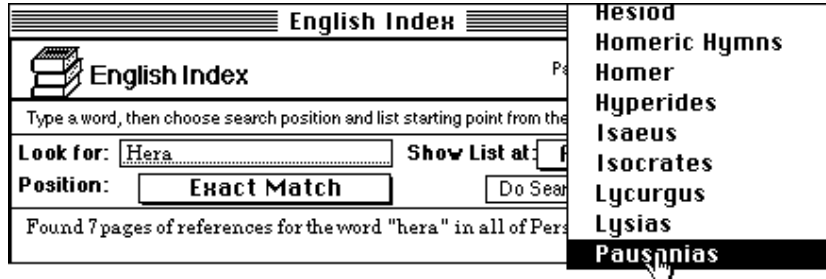
80. Look at the images for this temple.



There is a ritual to Hera that involves the carving of a *daedalum*. A *daedalum* is a wooden figure representing a person or god. The wood used to carve the *daedalum* carved in this ritual was chosen in a very odd way. Read the passages below.



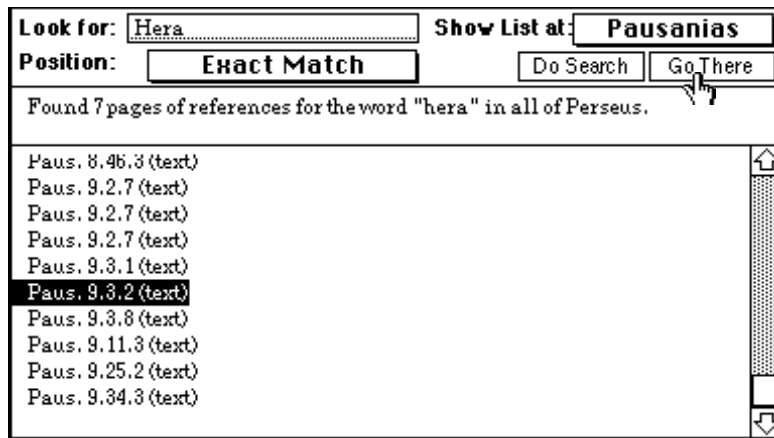
81. Choose "English Index" from the Links menu.
82. You should be at your previous search for Hera.
83. Choose "Pausanias" from the pop-up menu button next to "Show List at."



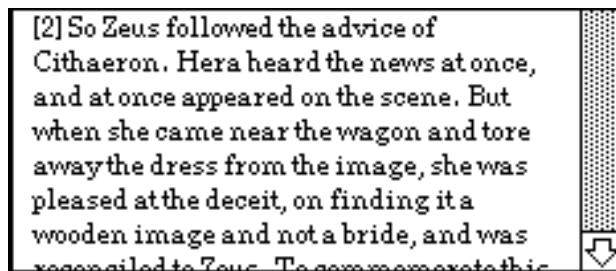
84. Move the mouse arrow onto the "Do Search" button and click once. It will take a few seconds to complete the search.

Perseus will now search the text of Pausanias' *Guide to Greece* for all references to Hera. A list of references will appear in the lower space of the card.

85. Find and highlight the citations "Paus. 9.3.2."
86. With this citation highlighted, click once on the command button "Go There."



87. You should now be at Book 9, section 3.2 of Pausanias' *Guide to Greece*.
88. Begin reading at section 3.2 through section 3.8. You will need to use the "Next Card" arrow on your Navigator to move from one page to the next.

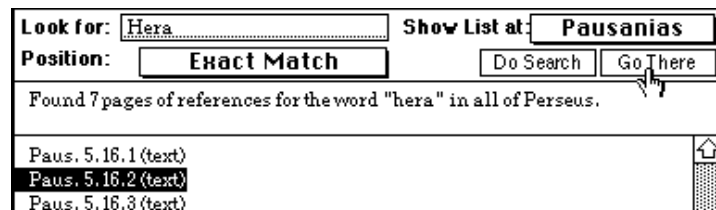


Goddess of Womanhood

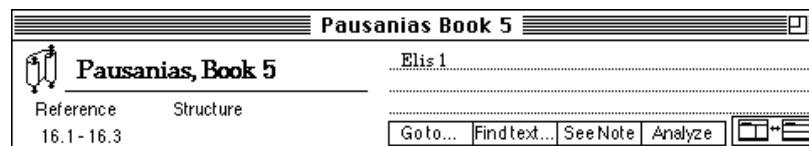
Hera, along with Artemis, is the goddess of childbirth. She also represents other positive and negative aspects of ancient Greek womanhood. You will investigate the “womanly” side of Hera to form an idea of what the ancient Greeks thought to be desirable traits for a woman to possess. Some things you should think about while you are going through this section are: motherhood, weaving skills, wisdom and faithfulness. Below are some examples.

At Scillus sixteen maidens wove a robe for Hera that they presented to the goddess at the games called “Heraea.” The games were held during every fourth year at Scillus and consisted of foot-races for maidens. The administrators to the “Sixteen,” as they were known, were married women. As you read about the games, think about the feminine representations of weaving, health and marriage. How is Hera associated with each of these?

89. Choose “English Index” from the Links menu.
90. You should be back at your search for Hera in Pausanias.
91. Find and highlight the citations “Paus. 5.16.2.”
92. With this citation highlighted, click once on the command button “Go There.”



93. You should not be at Book 5, section 16.2 of Pausanias' *Guide to Greece*.
94. Begin reading at section 16.2 through section 16.3. You will need to use the “Next Card” arrow on your Navigator to move from one page to the next.

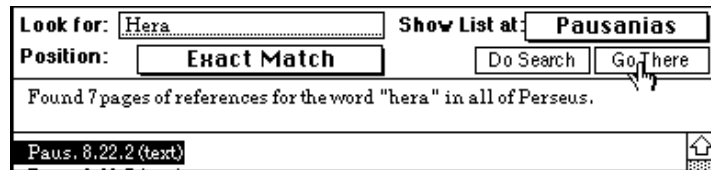


To Temenus, Hera represented three stages of womanhood. As the myth goes, Temenus raised Hera and therefore was on hand to witness each stage she went through to reach maturity. Read the passage below to find out what three stages of womanhood Hera represented.

95. Choose “English Index” from the Links menu.
96. You should be back at your search for Hera in Pausanias.



97. Find and highlight the citations "Paus. 8.22.2."
98. With this citation highlighted, click once on the command button "Go There."

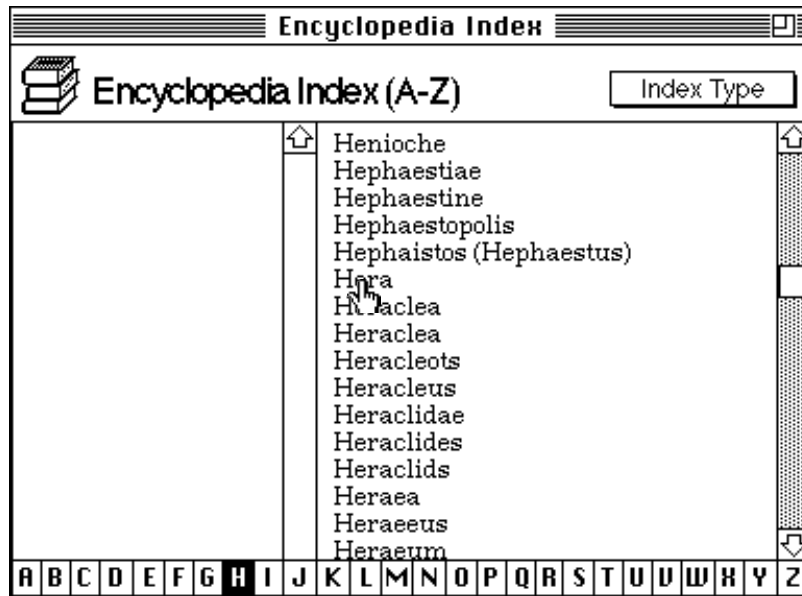


99. You should not be at Book 8, section 22.2 of Pausanias' *Guide to Greece*.
100. Begin reading at section 22.1 through section 22.2.

Encyclopedia

As one of the twelve main gods, Hera's relatives and offspring appear in many main stream and well-known myths.. The Encyclopedia entry for Hera tells of Hera's family, including her children by Zeus.

101. Click once on the "Gateway" icon on your Navigator.
102. Click once on the "Tools & Reference" icon on the Gateway.
103. Under the bold "Encyclopedia" heading, click once on "Alphabetical Index."
104. Click once on the letter "H" from the alphabet at the bottom of the card.
105. Scroll through the list of "H" words until you find "Hera." Click once on the word "Hera."




106. Scroll through the Encyclopedia entry for information on Hera's family.



What did she look like

There are many representations of Hera in art in *Perseus* 2.0. The vases on which Hera appears offer details of her presumed features. In this instance, you will look at coins on which Hera appears for some insight into what the queen of the gods looked like in the Greek imagination.

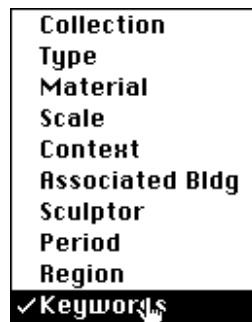
107. Choose "Browser," the last Link on the Links menu.




108. Click once inside the radial button next to "Coins."



109. Choose "Keywords" from the first pop-up menu button.



110. Choose "Divinities" from the second pop-up menu button.



111. From the list of "Divinities," choose "Hera."


Keywords:	Divinities
Hekate [3 Coins]	↑
Helios [4 Coins]	▨
Hephaistos [1 Coin]	▨
Hera [4 Coins]	▨
Hermes [31 Coins]	▨
Hermes [4 Coins]	▨
Hermes [4 Coins]	↓

112. From the list of coins, click once on "Dewing 1874."

Coins: Keyworded as Hera		4 Coins	Page: 1 of 1
Name	Collection	Date	
Dewing 1874 [2 images]	Dewing 1874 [2	-382	↑
Dewing 1924 [2 images]	Dewing 1924 [2	-350	
Dewing 2111 [2 images]	Dewing 2111 [2	-350	
Dewing 511 [2 images]	Dewing 511 [2 i	-370	

113. You will now be at the Coin Catalog card for "Dewing 1874."

Coin Catalog



Dewing 1874

Collection: Arthur S. Dewing Collection

Metal: silver Denomination: stater

Wt (grs.): 12.17 Die Axis: 45 degrees

Mint: Elis

Issuing Authority:

Obverse Type: loop; head of Hera r., wearing stephane with palmettes

Reverse Type: loop; thunderbolt in wreath

Date: ca. 400 BC-ca. 365 BC Period: Late Classical

Views: (click on a view to see the image)

Dewing 1874: obverse

Dewing 1874: reverse

Thumbs

Description

Index

114. Look at the obverse for this coin.

115. Click once on the "Go Back" arrow on your Navigator.

116. From the list of coins, click once on "Dewing 1924."



117. You will now be at the Coin Catalog card for “Dewing 1924.”

118. Look at the obverse for this coin.

119. Click once on the “Go Back” arrow on your Navigator.

120. From the list of coins, click once on “Dewing 511.”

Name	Collection	Date
Dewing 1874[2 images]	Dewing 1874[2	-382
Dewing 1924[2 images]	Dewing 1924[2	-350
Dewing 2111[2 images]	Dewing 2111[2	-350
Dewing 511[2 images]	Dewing 511[2 i	-370

121. You will now be at the Coin Catalog card for “Dewing 511.”

122. Look at the obverse for this coin.

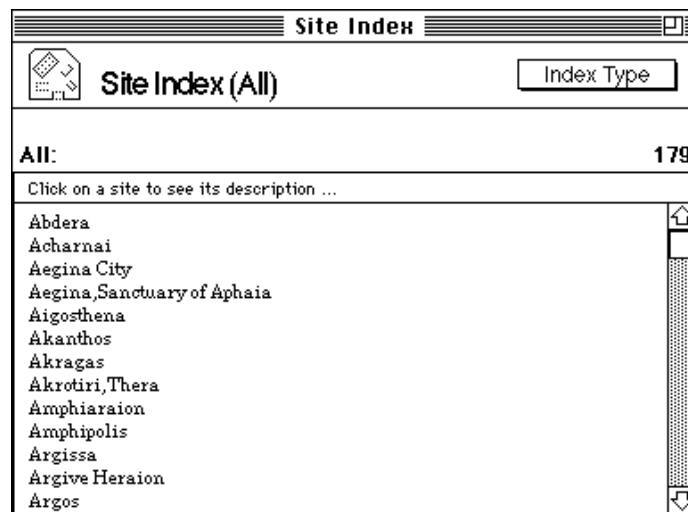


Associated Items and Beings

A god or goddess alone is inadequately defined since the people, beings, animals and things associate with a god or goddess say a lot about them. Through visual aids and texts, you can learn about the whole god or goddess by the items, people, beings, animals and things that accompany them or that are used in their exploits. Below are a vase, architecture and text that depict one of the things associated with Hera, her husband Zeus.


123. From the Links menu, choose "Sites" by highlighting the word.

124. Your screen should look like the one below.



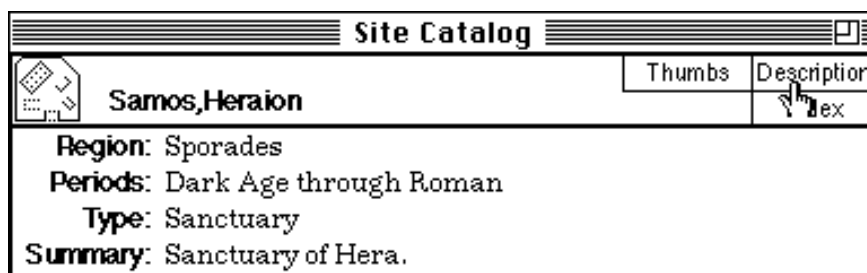
A list of all the sites in Perseus will appear on the left side of the card.

125. From the list of all sites, choose "Samos, Heraion."

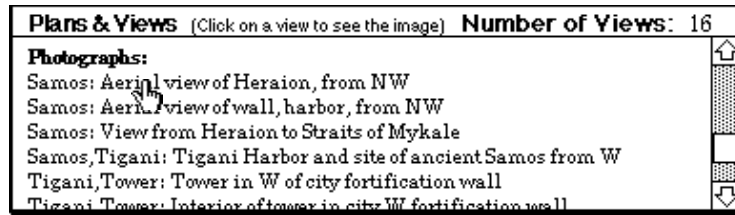


126. You should now be at the Site Catalog card for "Samos, Heraion."

127. Click once on the "Description" command button and read why this site is important to Zeus and Hera.

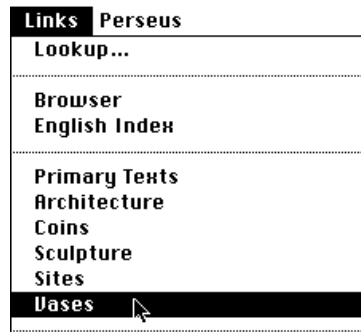


128. Go back to the summary card by clicking once on the “Summary” command button.
129. Look at the views of this site.



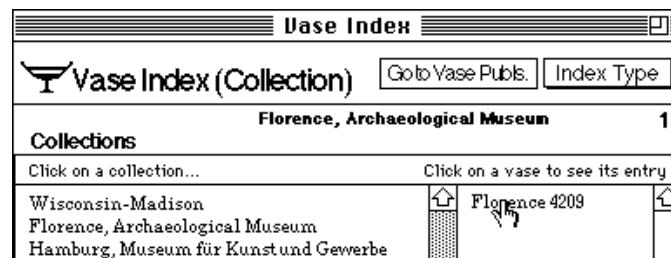
Zeus and Hera, on the vase below, ride together in a chariot to a social event. Why might it be important that they appear together at this particular event?

130. From the Links menu, choose “Vases” by highlighting the word.

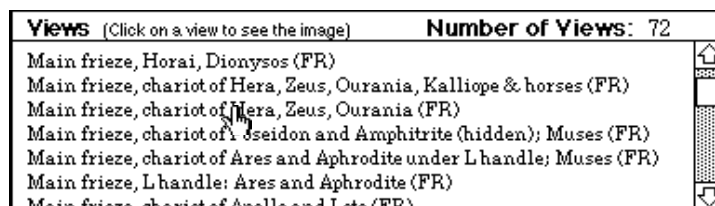


A list of all the vase collections in *Perseus* will appear on the left side of the card.

131. From this list, choose “Florence, Archaeological Museum.”
132. A vase will appear in the right column. Choose “Florence 4209” from the list.



133. Look at a view for this vase by clicking once on the words “Main frieze, chariot of Hera, Zeus, Ourania (FR).”



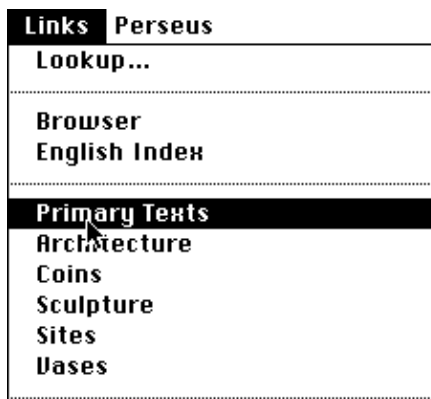


Remember, close each image you have finished looking at it.

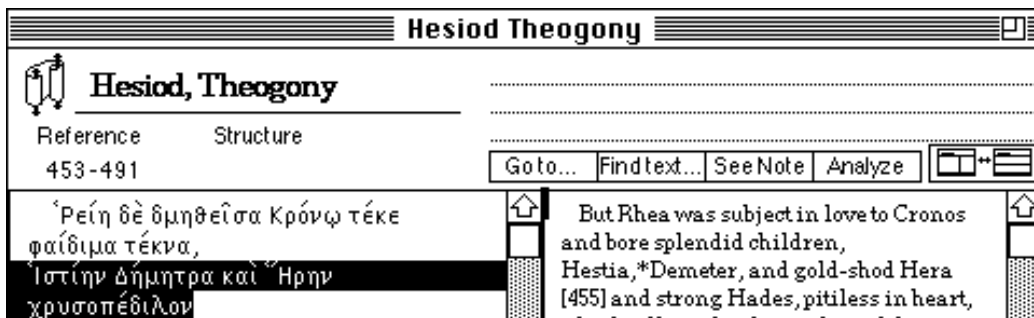
- 134. Choose "Lookup" from the Links menu. Lookup is at the top of the Links list.
- 135. Type "Hes. Th. 901" into the Lookup box.



- 136. Choose "Primary Text" from the Links menu.



- 137. Begin reading on line 901.



Congratulations! You have completed this Knowledge Builder™. Review any information with which you do not feel comfortable.



**For more free materials from
AbleMedia, visit the
Classics Technology Center
<http://ablemedia.com/ctcweb>**

50 Clark Street • Medford • MA 02155-4474
(781) 396-7582 • FAX (781) 393-5643
e-mail: [ctcweb @ablemedia.com](mailto:ctcweb@ablemedia.com)
<http://ablemedia.com/>

