


Knowledge Builders™

for *Perseus*® 2.0

Zeus

Wendy E. Owens



AbleMedia



Knowledge Builders™

for *Perseus*® 2.0

Zeus

Wendy E. Owens

Copyright © 1998 by Classical Technology Systems, Inc.
50 Clark Street, Medford, MA 02155-4474
All Rights Reserved

No part of this assignment may be reproduced by any mechanical, photographic, or electronic process, or in the form of a phonographic recording, nor may it be stored in a retrieval system, transmitted, or otherwise copied for public or private use, without the written permission from the publisher.

Printed in the United States of America.

Perseus is a registered trademark of the President and Fellows of Harvard College and the Corporation for Public Broadcasting.

All copyrights are the property of their respective owners.



Knowledge Builder™

for *Perseus*® 2.0

Zeus

Wendy E. Owens

About Knowledge Builders

Knowledge Builders are step-by-step instructions for expanding your knowledge of the *Perseus* software and the ancient Greek world. Each Knowledge Builder addresses a particular topic related to the ancient Greek world. Knowledge Builders provide students and teachers with start up information on a topic and directions for finding the information available on that topic in *Perseus*.

- Knowledge Builders are step-by-step instructions for expanding your knowledge of the *Perseus* software and the ancient Greek world. Each Knowledge Builder addresses a particular topic related to the ancient Greek world. Knowledge Builders provide students and teachers with start up information on a topic and directions for finding all the information available on that topic in *Perseus*.
- Knowledge Builders assume that you have completed the assignments of the Quick Start System™ or that you have a working knowledge of *Perseus* and a Macintosh.
- Knowledge Builders give you a start on investigations of various topics related to the main Knowledge Builder topic(s). Look for “Possible Projects” in the text of the Knowledge Builder for ideas on how to turn ideas and investigative processes into a project.
- Each Knowledge Builder provides you with a list of Further Reference in *Perseus* for topics related to the main topic of the Knowledge Builder.
- Each Knowledge Builder provides you with an annotated bibliography of works relating to the main topics associated with the title of the Knowledge Builder.
- Knowledge Builders make an effort to use Vase, Coin, Site, Sculpture and Architecture Catalog cards in which Universal Images can be found. By using these Catalog cards, Concise version users can see large images and will learn which Catalog cards use Universal Images.
- Knowledge Builders get you started using *Perseus* and get you thinking with a large academic database. The methods for investigation used in Knowledge Builders are suggestions and other methods may be applied. You must come up with your own methods for making the most efficient use of *Perseus*.



Zeus

1. Begin this *Knowledge Builder™* from the *Perseus Gateway*.

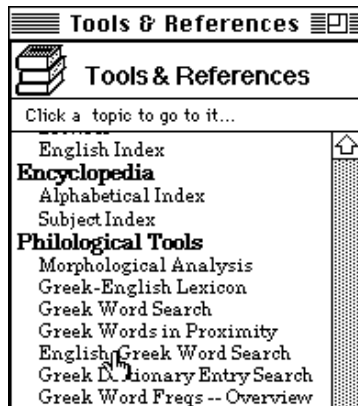
Epithets

The names of gods and goddesses are often accompanied by a finite number of traditional epithets that describe the personality or associations of the divinity. You can form a better understanding of how the Greeks and other cultures viewed the nature of their gods and goddesses from the list of epithets associated with a god or goddess.

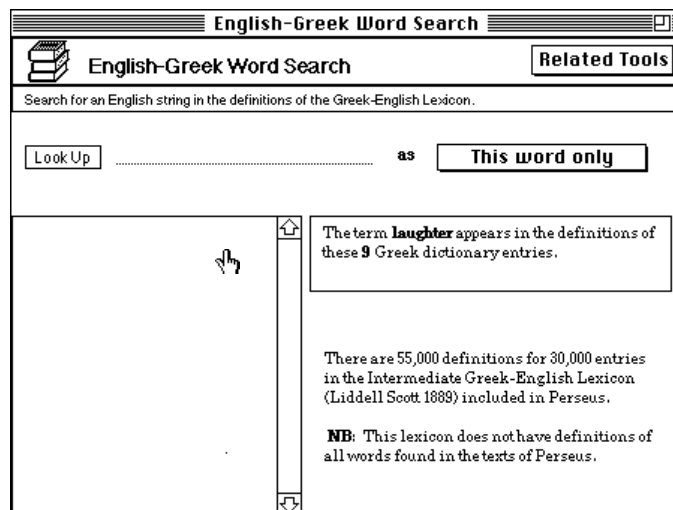
2. Click once on the “Tools & Reference” icon on the Gateway.




3. Under the bold “Philological Tools” heading, click once on “English-Greek Word List.”



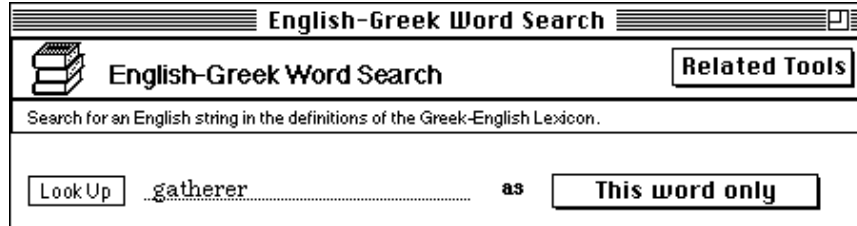
4. Your screen should look like the one below.



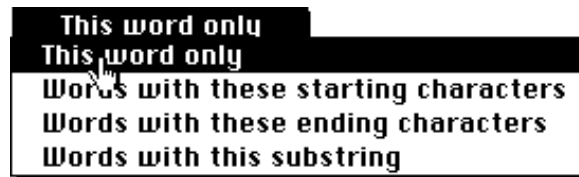
5. Set the cursor on the line next to the "Look up" command button.



6. Type in the word "gatherer."



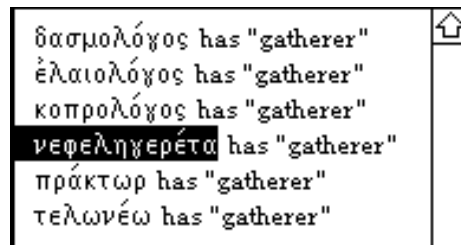
7. Choose "This word only" from the pop-up menu button next to "as."



8. Click once on the "Look Up" command button.



9. Highlight the Greek word as seen below.

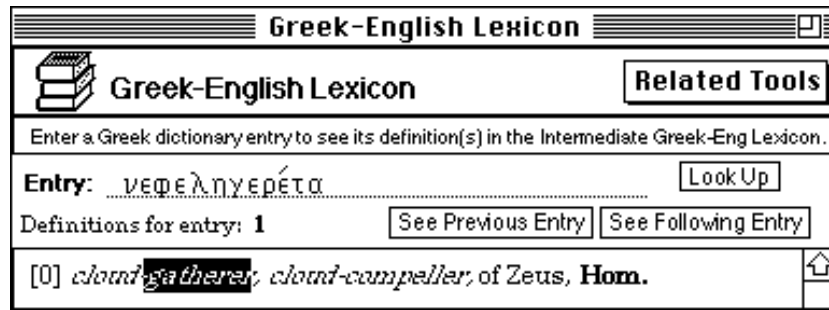


Remember, give *Perseus* something to do and then give it a command.

10. Choose "Greek English Lexicon" from the "Related Tools" pop-up menu button.

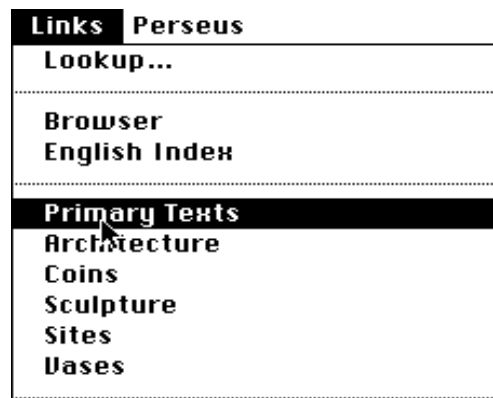


11. Read the definition for this word.

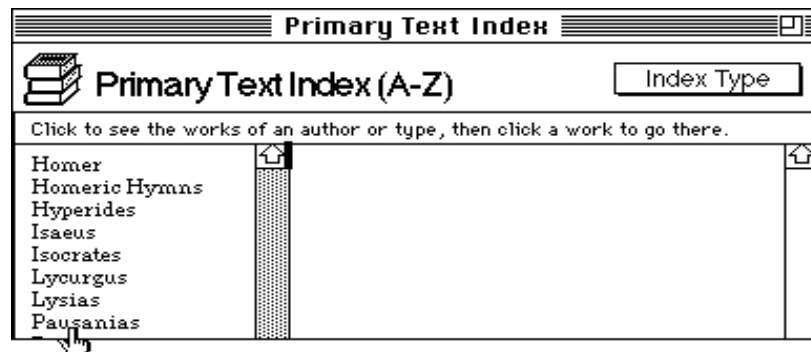


As an alternative to investigating the epithets of Zeus, you can look for the surnames that the god has earned in different areas of Greece and in different countries. You should try to discern why a certain surname is given to Zeus. Some names are given for obvious reason but others, like Conius (Dusty), are not as easily explained.

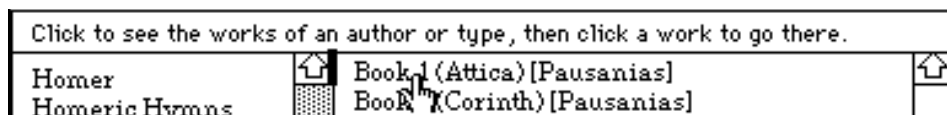
12. Choose "Primary Text" from the Links menu.



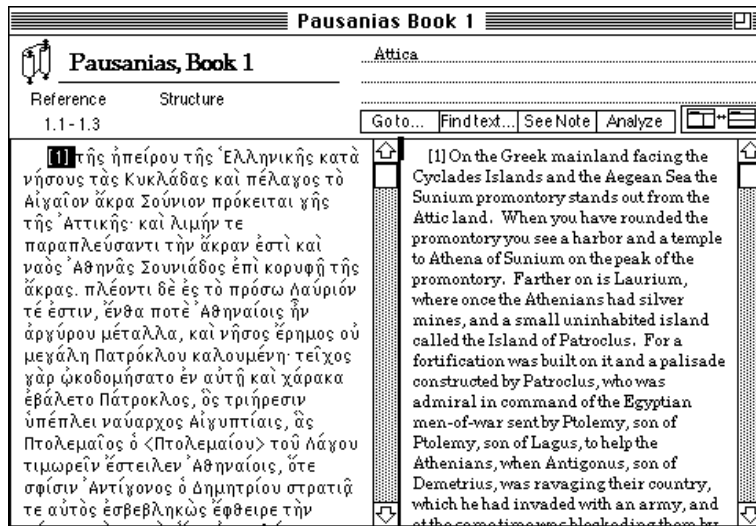
13. Click once on "Pausanias" in the list of authors in the left column.



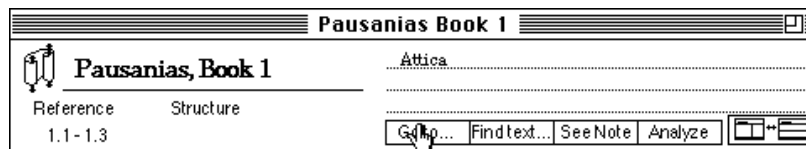
14. Click once on "Book 1" from the list of text in the right column.



15. Your screen should look like the one below.

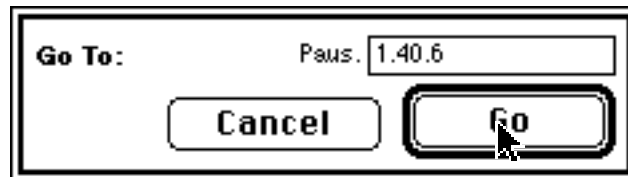


16. Click once on the “Go to” command button.

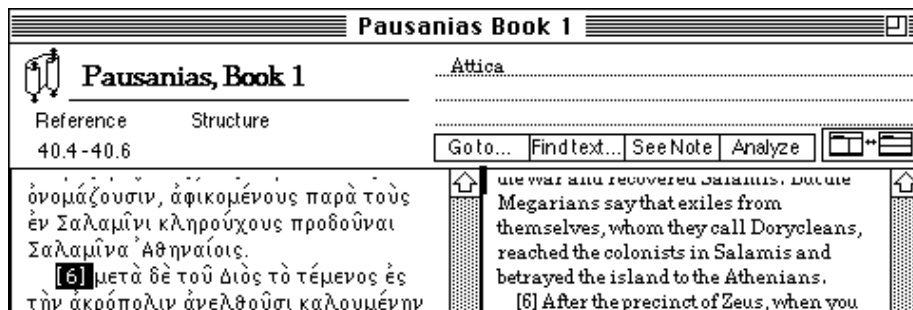


17. Type “1.40.6” on the line.

18. Click once on the “Go” command button.



19. Your screen should look like the one below.



20. Read section 1.40.6 and find six surnames for Zeus.



Atlas

Temples, sanctuaries and precincts of Zeus appear all over the Greek world. As a demonstration of the wide spread influence of Zeus, you should plot the sites listed below. This will also serve as practice in the use of the Atlas. Directions will be given for the plotting of two sites so you should plot the remainder on your own.

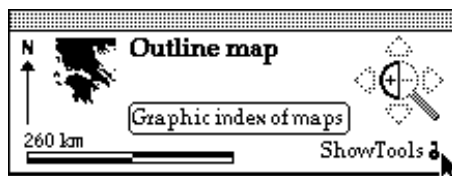
Sites of temples and sanctuaries

Athens, Stratos, Mount Lykaion, Megalopolis, Olympia, Dodona, Thasos, Aegina, Mount Osa, Munychia, Phalerum, Pella, Corinth, Mount Apesas, Larisa, Mount Arachnaeus, Sparta, Carneus, Alea, Taygetus, Epidaurus
Limera, Ithome, Messenia,
Leprea, Mylasa, Pisa.

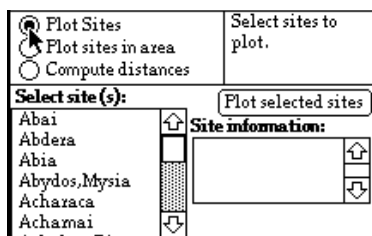
21. Choose "Atlas" from the Link menu.
22. You should now be at the "Outline" map of the *Perseus* Atlas.

Notice that a new word appears at the top of the screen next to "Perseus." The Atlas commands can be found under the word "Atlas."

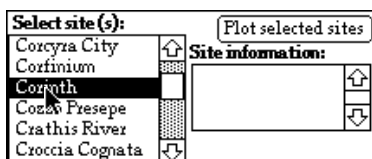
23. Move your mouse arrow onto the "flag" next to "Show Tools" in the lower right corner of the Tools Palette and click once on the flag so that the bottom drops out of the Tools Palette.



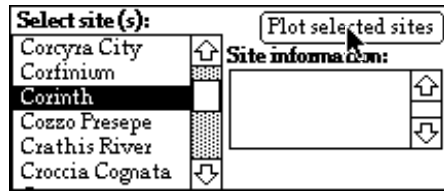
24. Move the Atlas Tools Palette to one side of the Atlas map.
25. Click once inside the radio button next to "Plot site."



26. Scroll down through the site list to "Corinth."
27. Click once "Corinth" so that it is highlighted.



28. Click once on the command button "Plot Selected Sites."

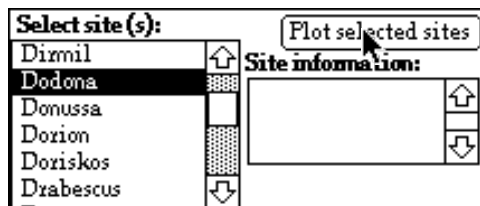


When you plot a site and it seems not to appear on the screen it may be hiding under the Atlas Tools Palette or Navigator. Check there before you worry.

29. Scroll down through the site list to "Dodona."

30. Click once "Dodona" so that it is highlighted.

31. Click once on the command button "Plot Selected Sites."



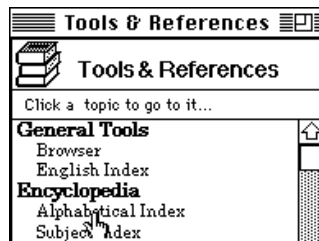
Try plotting the other site in the list above on your own.

Associated Rituals

An important part of the nature of a god or goddess may be discerned from the rituals performed for the favor of that god or goddess. You will now look at the rituals performed in association with Zeus. You will also want to discover where the rituals were performed, who performed the rituals and whether the societies that included these rituals in their religious practices worshipped only Zeus or Zeus along with other gods and goddesses. Pay attention to what a suppliant asks for in return for a sacrifice.

In the Encyclopedia, you will learn of a cult center of Zeus on Mt. Lykaion where rituals were held. The rituals included "rain-making, human sacrifices, and athletic games."

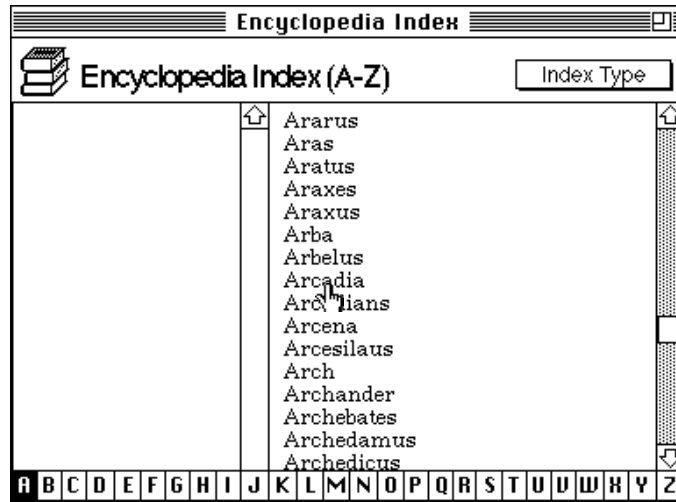
32. Choose "Encyclopedia" from the Links menu or go to the Gateway, click on the "Tools and Reference" icon and choose "Alphabetical Index" from the table of contents.



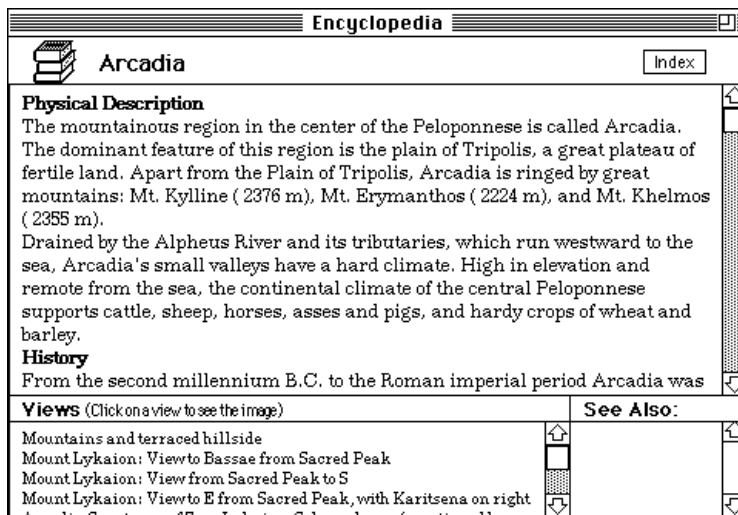
33. Click once on the letter "A" from the alphabet at the bottom of the card.



34. Scroll through the list of "A" words until you find "Arcadia." Click once on the word "Arcadia."

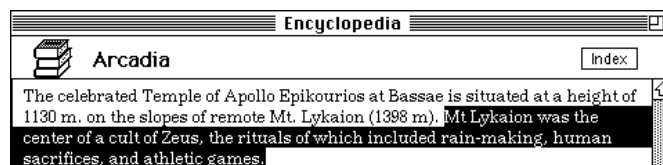


35. Your screen should look like the one below.



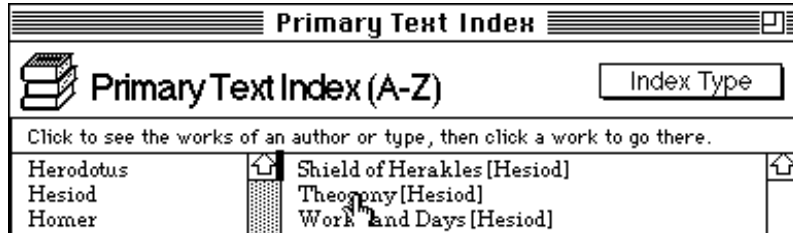
36. Scroll down through the text until you reach the section "Sites."

37. Read the section for the site of Tegea to learn about the cult center of Zeus on Mt. Lykaion. See below.

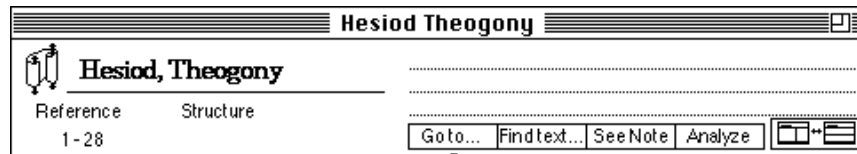


Prometheus “put the white bones dressed up with cunning art and covered with shining fat” as his offering to Zeus. This is the basis for all sacrifice.


38. Choose “Primary Text” from the Links menu.
39. Click once on “Hesiod” in the list of authors in the left column.
40. Click once on “Theogony” from the list of text in the right column.



41. You should now be at line one of the *Theogony*.



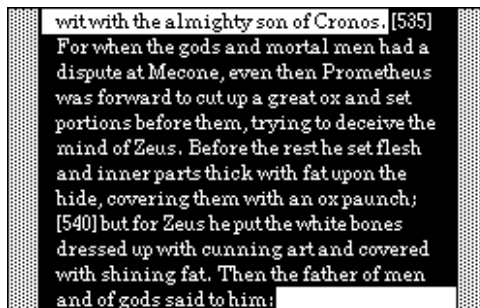
42. Click once on the “Go to” command button.



43. Type “536” on the line.
44. Click once on the “Go” command button.

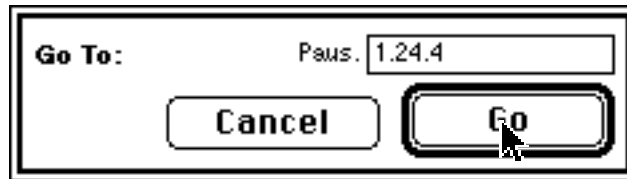


45. Read from line 536 to line 542 to learn about the model sacrifice to Zeus.

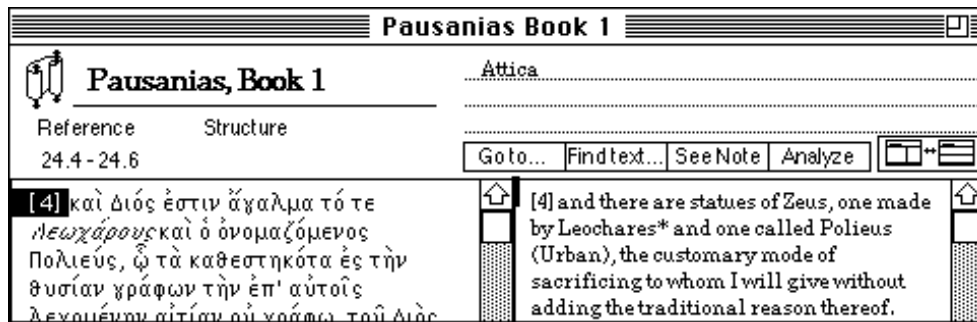


Pausanias describes the mode of sacrificing to Zeus Polieus. The ritual involves grain, an ox and an ox-slayer.

46. Choose "Primary Text" from the Links menu.
47. Click once on "Pausanias" in the list of authors in the left column.
48. Click once on "Book 1" from the list of text in the right column.
49. Click once on the "Go to" command button.
50. Type "1.24.4" on the line.
51. Click once on the "Go" command button.

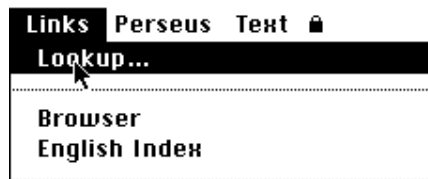


52. Read section 1.24.4 to learn how to sacrifice to Zeus Polieus.



Throughout the *Iliad* and the *Odyssey*, suppliants lift up their hands in prayer to Zeus. Here is one example of such prayer.

53. Choose "Lookup" from the Links menu. Lookup is at the top of the Links list.



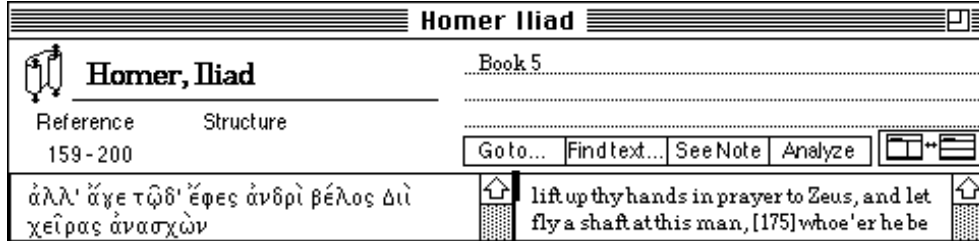
54. Type "Hom. Il. 5.174" into the Lookup box.



55. Choose "Primary Text" from the Links menu.



56. Your screen should look like the one below.



57. Begin reading this text at line 174.

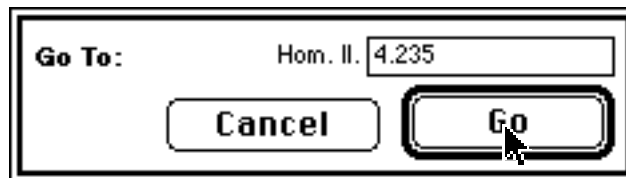
Morality of Zeus

As the all powerful god of heaven and earth, Zeus shoulders a responsibility that must be met with balance and morality. Zeus gives his support equally to the two sides of a conflict, at one point favoring a side then at another point favoring its opposite. You will investigate the moral and balancing aspect of Zeus in Homer's *Iliad* and *Odyssey*. Below are the beginnings of an investigation of times when Zeus strikes a balance in the realm of good and evil.

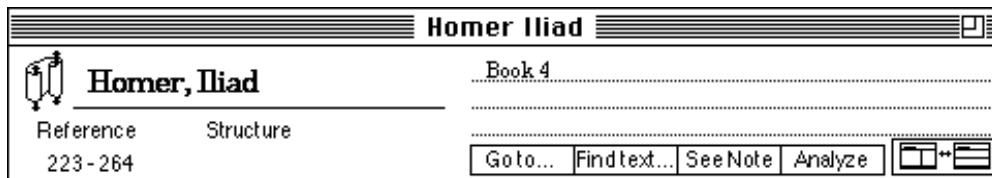
58. Click once on the "Go to" command button.

59. Type "4.235" on the line.

60. Click once on the "Go" command button.



61. Read line 235.



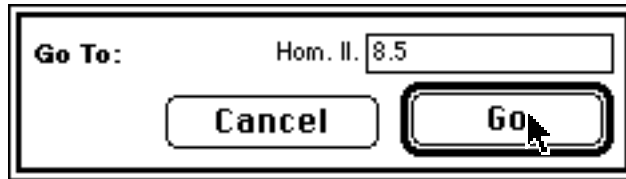
Zeus passes down a decree that no god or goddess should join forces with the men of the Trojan War. For if they do punishment will be exacted. Yet, with a threat of death he also intends to act leniently. With this decree, Zeus hopes to maintain a balance between the opponents in the war. Divine intervention could lead to a biased outcome.

62. Click once on the "Go to" command button.

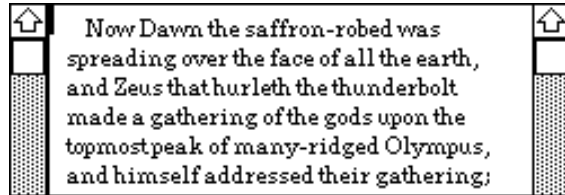
63. Type "8.5" on the line.



64. Click once on the “Go” command button.



65. Read from line 5 to line 40.

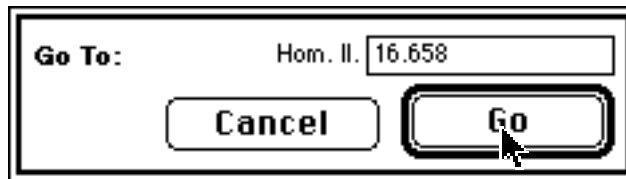


Homer mentions the “sacred scales of Zeus” that measure the fate of men.

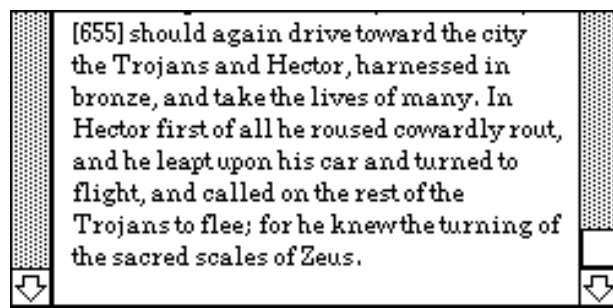
66. Click once on the “Go to” command button.

67. Type “16.658” on the line.

68. Click once on the “Go” command button.



69. Read line 658.



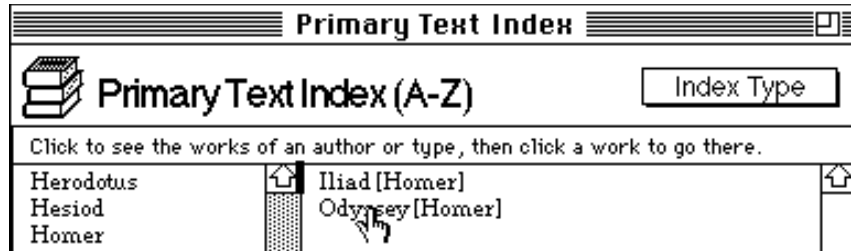
Find the line “Zeus himself, the Olympian, that gives happy fortune to men, both to the good and the evil, to each man as he will.”

70. Choose “Primary Text” from the Links menu.

71. Click once on “Homer” in the list of authors in the left column.



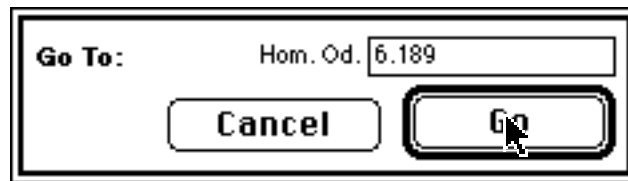
72. Click once on "Odyssey" from the list of text in the right column.



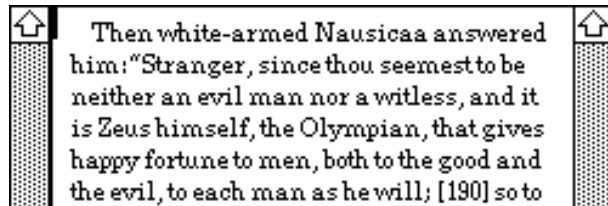
73. Click once on the "Go to" command button.

74. Type "6.189" on the line.

75. Click once on the "Go" command button.



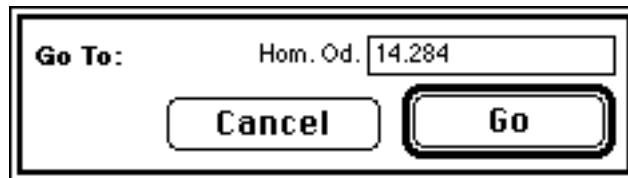
76. Read line 189.



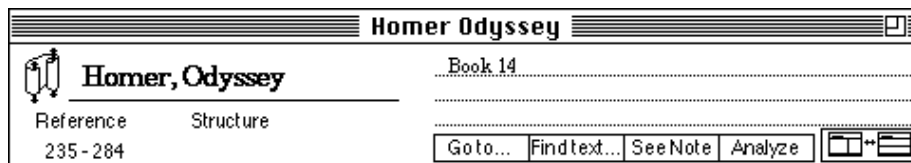
77. Click once on the "Go to" command button.

78. Type "14.284" on the line.

79. Click once on the "Go" command button.



80. Your screen should look like the one below.



81. Read line 284.



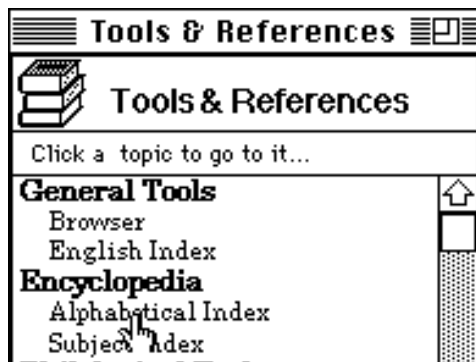
Encyclopedia

As one of the twelve main gods, Zeus' relatives and offspring appear in many main stream and well-known myths. The Encyclopedia entry for Zeus tells of Zeus' family, including his children by various mortals and goddesses. Notice how many children Zeus had by different goddesses and mortals.

82. Click once on the "Tools & Reference" icon on the Gateway.

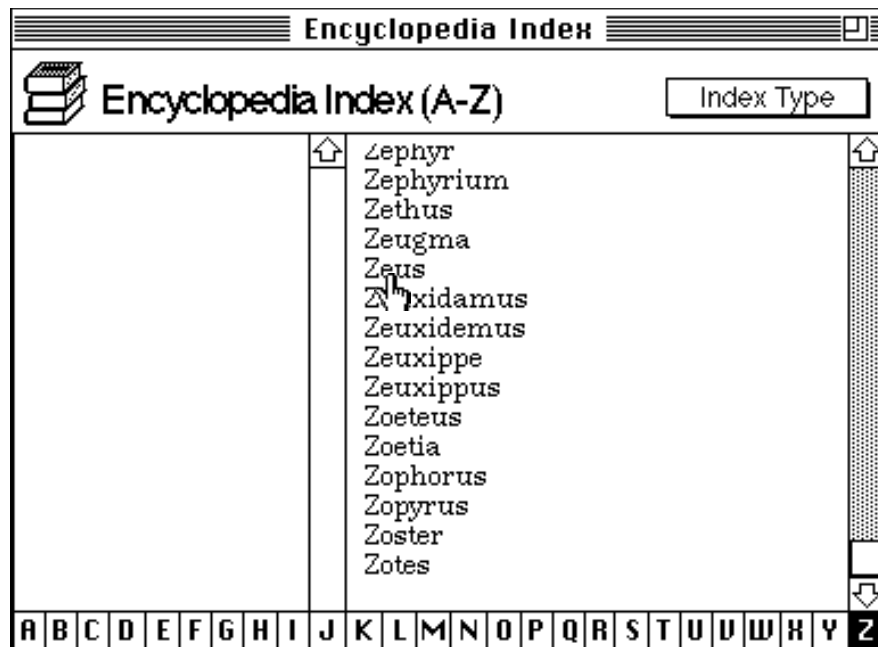


83. Under the bold "Encyclopedia" heading, click once on "Alphabetical Index."

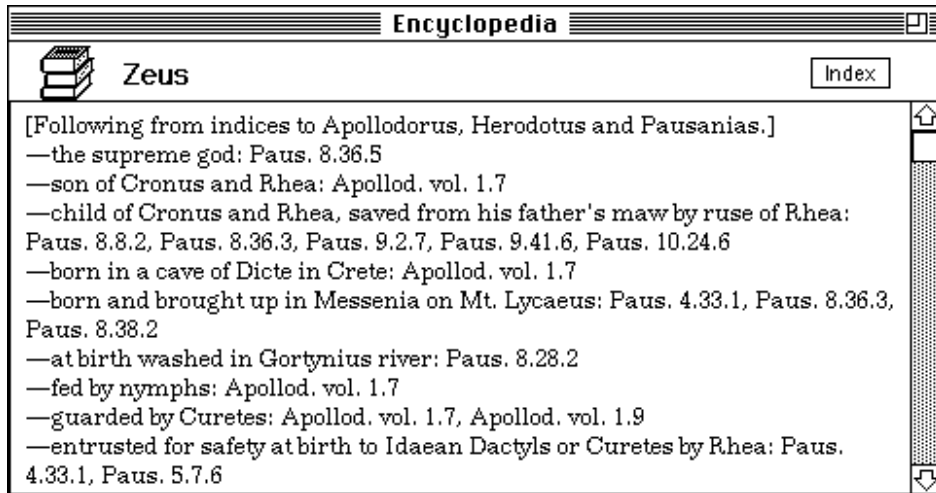


84. Click once on the letter "Z" from the alphabet at the bottom of the card.

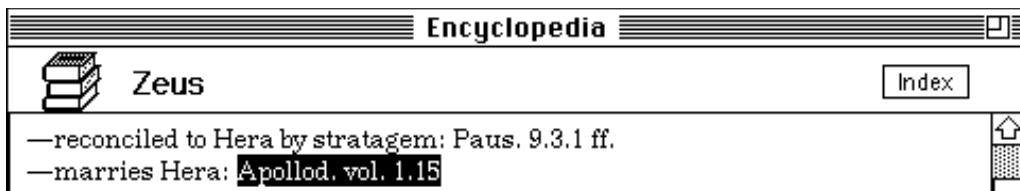
85. Scroll through the list of "Z" words until you find "Zeus." Click once on the word "Zeus."



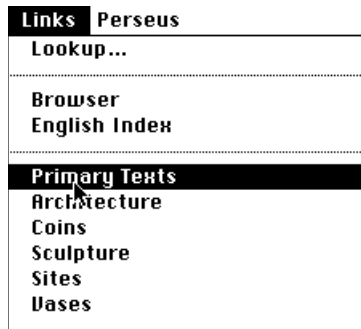
86. Your screen should look like the one below.



87. Scroll down to the note “marries Hera” and highlight “Apollod. vol. 1.15.”

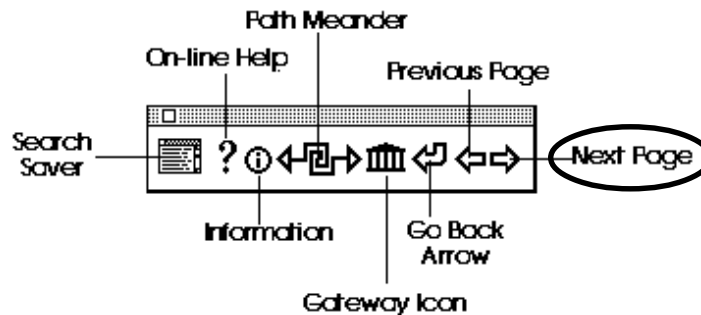


88. Choose “Primary Text” from the Links menu.

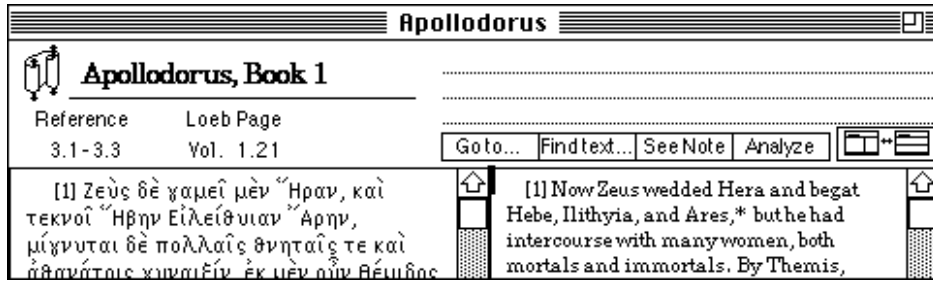


89. You will now be at section 1.2.4.

90. Click **twice** on the “Next Page” arrow to get to the right section of text.




91. Read section 1.3.1 to learn about some of Zeus' mates and children.



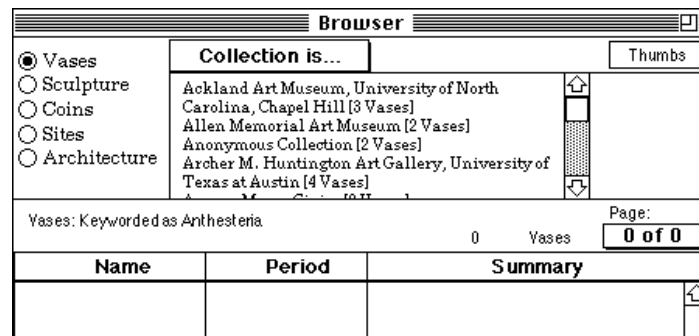
Associated Items and Beings

A god or goddess alone is inadequately defined since the people, beings, animals and things associated with a god or goddess say a lot about them. Through visual aids and texts, you can learn about the whole god or goddess by the items, people, beings, animals and things that accompany them or that are used in their exploits. Below are coins and texts that depict one of the things associated with Zeus, his thunderbolt.


92. Choose "Browser," the last Link on the Links menu.



93. Your screen should look like the one below.



94. Click once inside the radial button next to "Coins."



95. Choose "Keywords" from the first pop-up menu button.



96. Choose "Objects" from the second pop-up menu button.



97. From the list of "Objects," choose "thunderbolt."

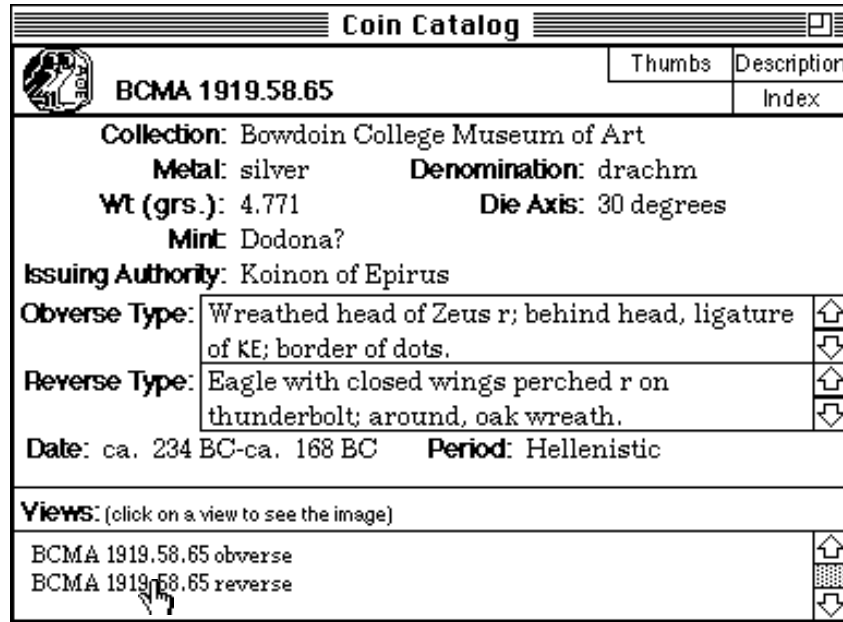
Keywords:	Objects
throne [11 Coins]	
thunderbolt [16 Coins]	
thyrse [4 Coins]	
torch [1 Coin]	
trident [9 Coins]	
tripod [8 Coins]	

98. From the list of coins, click once on "BCMA 1919.58.65."

Name	Material	Period
Dewing 1853 [2 images]	silver	Archaic
Dewing 1858 [2 images]	silver	Classical
Dewing 1860 [2 images]	silver	Classical
Dewing 1865 [2 images]	silver	Classical
Dewing 1872 [2 images]	silver	Late Classical
Dewing 1874 [2 images]	silver	Late Classical
Dewing 1893 [2 images]	silver	Hellenistic
Dewing 2036 [2 images]	silver	Late Classical
Dewing 2739 [2 images]	silver	Hellenistic
Dewing 347 [2 images]	silver	Hellenistic
Dewing 521 [2 images]	silver	Late Clas./Hell.
BCMA 1919.58.65 [2 images]	silver	Hellenistic
BCMA No. 119.9 [2 images]	silver	Hellenistic

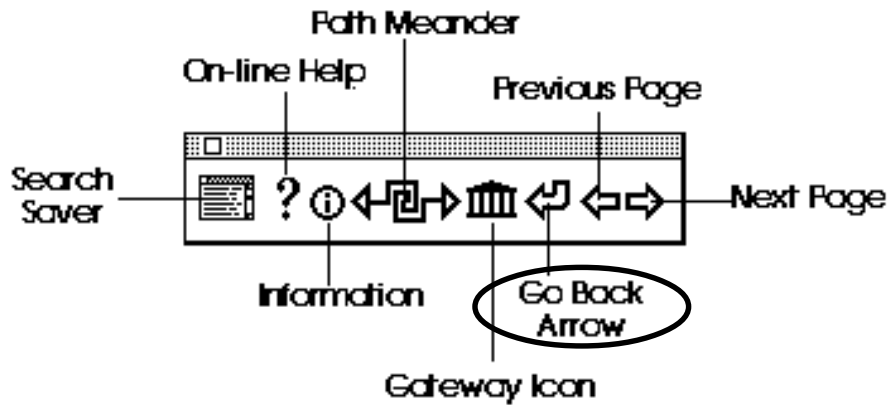


99. You will now be at the Catalog card for "BCMA 1919.58.65."



100. Look at the obverse and reverse of this coin. See picture above.

101. Click once on the "Go Back" arrow to return to the Browser.

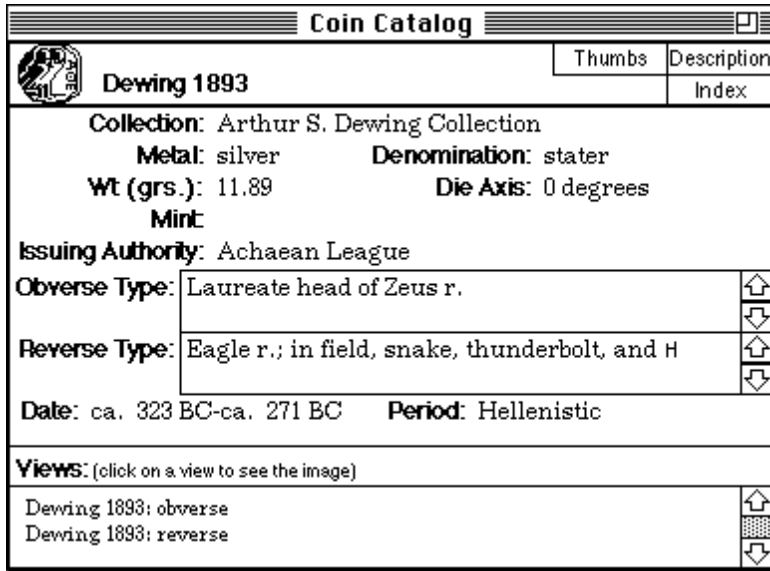


102. From the list of coins, click once on "Dewing 1893."

Name	Material	Period
Dewing 1853 [2 images]	silver	Archaic
Dewing 1858 [2 images]	silver	Classical
Dewing 1860 [2 images]	silver	Classical
Dewing 1865 [2 images]	silver	Classical
Dewing 1872 [2 images]	silver	Late Classical
Dewing 1874 [2 images]	silver	Late Classical
Dewing 1893 [2 images]	silver	Hellenistic
Dewing 1896 [2 images]	silver	Late Classical



103. You will now be at the Catalog card for “Dewing 1893.”



104. Look at the obverse and reverse of this coin.

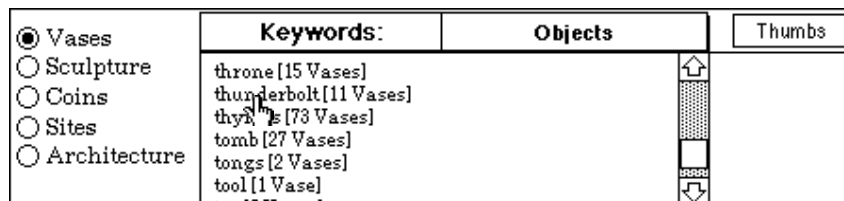
105. Click once on the “Go Back” arrow to return to the Browser.

106. Click once inside the radio button next to “Vases.”

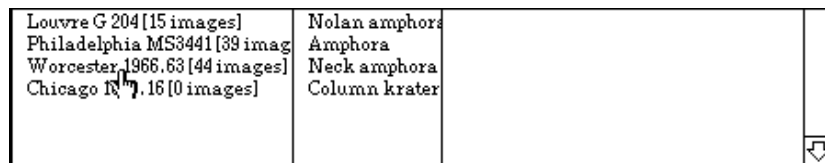
107. Choose “Keywords” from the first pop-up menu button.

108. Choose “Objects” from the second pop-up menu button.

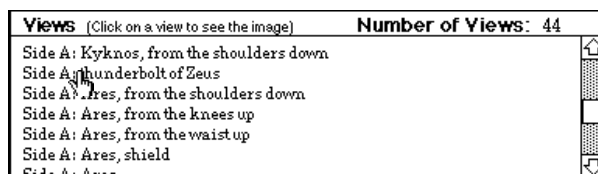
109. From the list of “Objects,” choose “thunderbolt.”



110. From the list of vases, click once on “Worcester 1966.63.”



111. Look at the image “Side A: thunderbolt of Zeus.”



Zeus in Art

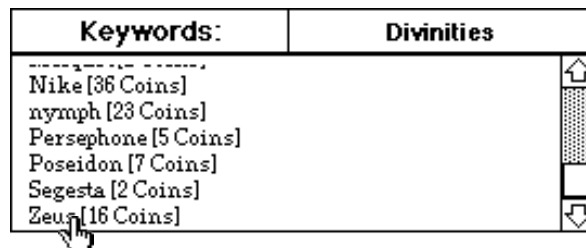
The depiction of a god or goddess by ancient Greek artists is normally consistent and drawn from the mythology surrounding the god or goddess. You will compare the many artistic portrayals of Zeus for consistencies. A list of regular portrayed scenes, positions and actions should be compiled. From this list a clear conclusion may be drawn as to the regular portrayal of Zeus.

Below are a vase, sculpture and coin on which Zeus appears.

112. Choose "Browser," the last Link on the Links menu.
113. Click once inside the radial button next to "Coins."
114. Choose "Keywords" from the first pop-up menu button.
115. Choose "Divinities" from the second pop-up menu button.



116. From the list of "Divinities," choose "Zeus."




117. From the list of coins, click once on "BCMA 1919.58.4a."

Dewing 929 [2 images]	gold	Late Classical
BCMA 1919.58.4a [2 images]	silver	Hellenistic
BCMA 1919.58.5a [2 images]	silver	Late Clas./Hell.
BCMA 1919.58.65 [2 images]	silver	Hellenistic
BCMA 1958.18.5 [2 images]	silver	Hellenistic

118. You will now be at the Coin Catalog card for "BCMA 1919.58.4a."

119. Look at the reverse of this coin.



120. Click once on the "Go Back" arrow on your Navigator.
121. Click once inside the radio button next to "Vases."
122. From the list of "Divinities," choose "Zeus."

Keywords:	Divinities
Thanatos [1 Vase]	<input type="radio"/> ↑ <input type="radio"/> <input type="radio"/> <input type="radio"/> ↓
Themis [3 Vases]	
Thetis [32 Vases]	
Titan [1 Vase]	
Zeus [44 Vases]	
Zeus [1 Vase]	

123. From the list of vases, click once on "London E 224."

Name	Shape	Potter
London E 224 [33 images]	Hydria	Meidias (signed by)
London E 313 [1 image]	Amphora	
London E 410 [1 image]	Pelike	

124. You will now be at the Vase Catalog card for "London E 224."

Vase Catalog

London E 224 Thumbs Description

[Index](#)

Collection: British Museum, London
Ware: Attic Red Figure **Shape:** Hydria
Decoration: Above: rape of the daughters of Leukippos. Below: Herakles and others in the garden of the Hesperides, and Athenian tribal heroes.
Painter: attributed to the Meidias Painter
Potter: signed by Meidias
Date: ca. 410 BC-ca. 400 BC **Period:** Classical

Views (Click on a view to see the image) **Number of Views:** 33

- Upper frieze: chariot of Kastor, driven by Chrysippos
- Upper frieze: Aphrodite, Kastor and Eriphyle, Peitho
- Upper frieze: Zeus, Agave, Chryseis, Aphrodite
- Lower frieze: Herakles in the Garden of the Hesperides
- Lower frieze: Argonauts in the Garden of the Hesperides
- Lower frieze: tree and snake in the Garden of the Hesperides
- Lower frieze: Argonauts in the Garden of the Hesperides

125. Look at the image "Upper frieze: Zeus, Agave, Chryseis, Aphrodite."
126. Click once on the "Go Back" arrow on your Navigator.
127. Click once inside the radio button next to "Sculpture."

- Vases
- Sculpture
- Coins
- Sites
- Architecture



128. From the list of "Divinities," choose "Zeus."

Keywords:	Divinities
Podaleirios [1 Sculpture]	↑
Poseidon [7 Sculptures]	▒
Themis [4 Sculptures]	□
Thetis [1 Sculpture]	▒
Tyche [1 Sculpture]	□
Zeus [8 Sculptures]	↓

129. From the list of sculpture, click once on "Athens, NM Br. 15161."

Name	Title	Context
Athens, Agora I 7154 [23 image]	Cave of Pan relief	Athens, Agora
Athens, NM Br. 15161 [15 image]	Artemision Zeus	Cape Artemision Wreck
Delphi, Siphnian Treasury Fragment	East Frieze of the Treasury	Delphi
Delphi, Siphnian Treasury East	East Pediment	Delphi

130. You will now be at the Sculpture Catalog card for "Athens NM Br. 15161."

Sculpture Catalog

Artemision Zeus

Catalog #: Athens, NM Br. 15161

Collection: Athens, National Archaeological Museum

Subject: Male Deity

Material: Bronze

Sculptor:

Type: Free-standing statue

Context: Found in Cape Artemision Wreck

Date: ca. 460 BC-ca. 450 BC Period: Classical

Description

Thumbs Index

Views (Click on a view to see the image) **Number of Views: 15**

- Artemision Zeus
- Artemision Zeus, detail of head, oblique view from left
- Artemision Zeus, frontal view
- Artemision Zeus, view from right
- Artemision Zeus, three-quarter view from right

131. Look at the image "Artemision Zeus."

Views (Click on a view to see the image) **Number of Views: 15**

- Artemision Zeus
- Artemision Zeus, detail of head, oblique view from left
- Artemision Zeus, frontal view
- Artemision Zeus, view from right
- Artemision Zeus, three-quarter view from right



The Ruler of the Universe

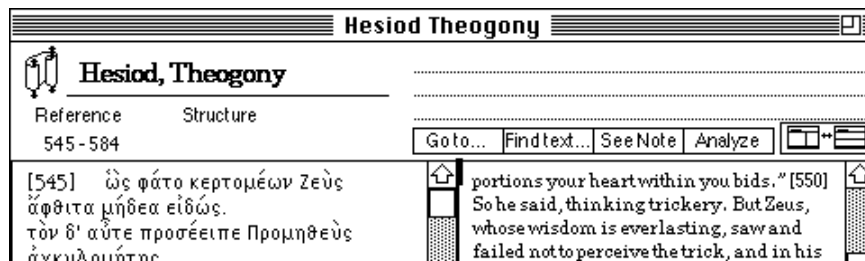
Zeus has the power to do anything he chooses. Certain powers are attributed strictly to Zeus who wields them as he sees fit. Below you will investigate aspects of the personality of Zeus and his powers. Take a look at the well-known and not so well-known powers of Zeus.

Zeus embodies the ultimate power and wisdom above both gods and men.


132. Choose "Primary Text" from the Links menu.
133. Click once on "Hesiod" in the list of authors in the left column.
134. Click once on "Theogony" from the list of text in the right column.
135. You should now be at line one of the *Theogony*.
136. Click once on the "Go to" command button.
137. Type "550" on the line.
138. Click once on the "Go" command button.



139. You should now be at line 550.



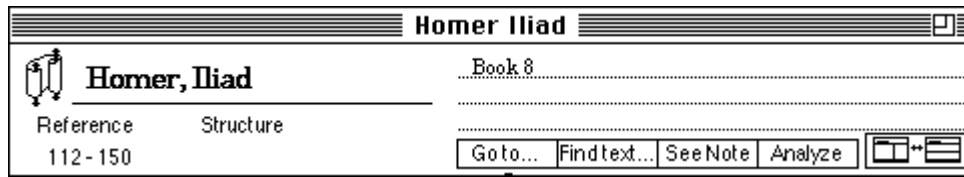
140. Read from line 550 to line 614 to learn about the wisdom of Zeus. You will need to use the "Next Page" arrow on your Navigator to move from one page to the next.
141. Choose "Lookup" from the Links menu. Lookup is at the top of the Links list.
142. Type "Hom. Il. 8.144" into the Lookup box.



143. Choose "Primary Text" from the Links menu.
144. You should now be at Book 8.144.



145. Read line 144.



Zeus has the uncanny ability to rob of men of their wits. As a result, men do the strange and uncharacteristic things.

146. Click once on the "Go to" command button.

147. Type "9.378" on the line.

148. Click once on the "Go" command button.

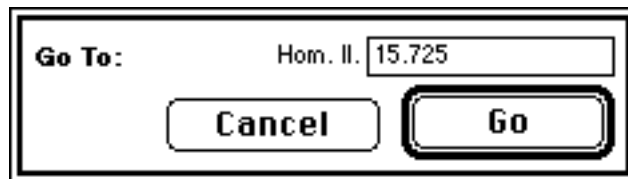
149. You should now be at Book 9.378.

150. Read line 378.

151. Click once on the "Go to" command button.

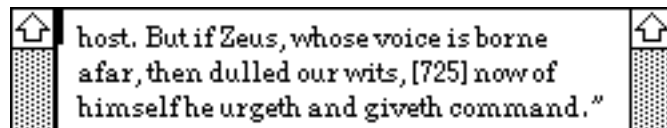
152. Type "15.725" on the line.

153. Click once on the "Go" command button.



154. You should now be at Book 15.725.

155. Read line 725.



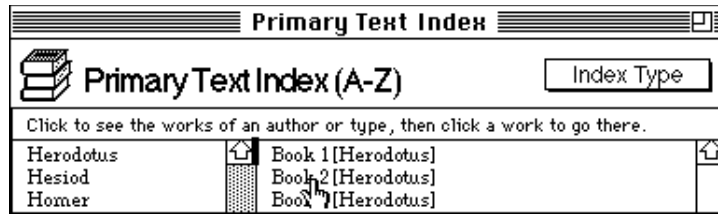
As the most powerful god in the universe, Zeus has some interesting abilities, some of which are truly fantastic. First in the line of interesting abilities is Zeus' ability to give birth to children without the mother. In this passage Zeus sews Dionysos into his thigh for the remainder of the gestation period. In the next passage, Zeus eats Athena's mother while she is pregnant. As a consequence Athena must be born out of her father's head.

156. Choose "Primary Text" from the Links menu.

157. Click once on "Herodotus" in the list of authors in the left column.



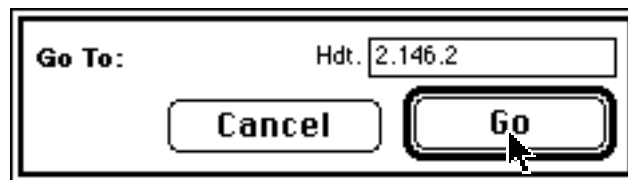
158. Click once on "Book 2" from the list of text in the right column.



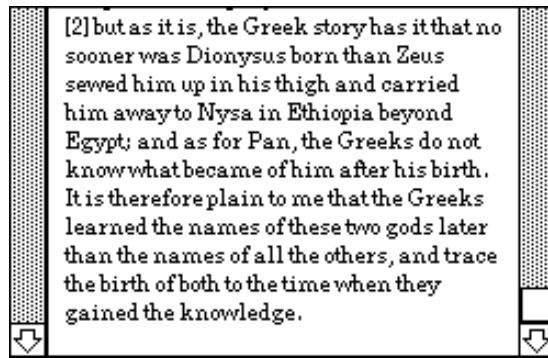
159. Click once on the "Go to" command button.

160. Type "2.146.2" on the line.

161. Click once on the "Go" command button.



162. Read section 146.2.



163. Choose "Primary Text" from the Links menu.

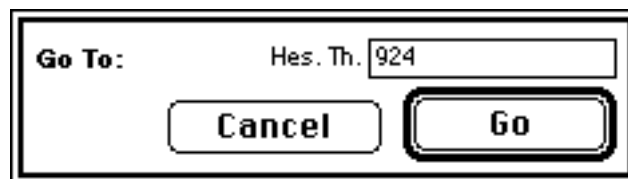
164. Click once on "Hesiod" in the list of authors in the left column.

165. Click once on "Theogony" from the list of text in the right column.

166. Click once on the "Go to" command button.

167. Type "924" on the line.

168. Click once on the "Go" command button.



169. Read from line 924 to line 927.

Foreign Zeus

Herodotus' *History* is the place to start when looking for foreign manifestations of Zeus. Herodotus reports how the Scythians, Egyptians, Babylonian, Libyans, Ethiopians and Persians considered Zeus and named him. This information can be useful for a comparative study of religions in ancient times.

Persians called the whole circuit of heaven Zeus.

170. Choose "Primary Text" from the Links menu.


171. Click once on "Herodotus" in the list of authors in the left column.

172. Click once on "Book 1" from the list of text in the right column.

173. Click once on the "Go to" command button.

174. Type "1.131.2" on the line.

175. Click once on the "Go" command button.



A screenshot of a "Go To" dialog box. It features a label "Go To:" on the left. To its right is a text input field containing "Hdt. 1.131.2". Below the input field are two buttons: "Cancel" on the left and "Go" on the right. The "Go" button is highlighted with a thick border.

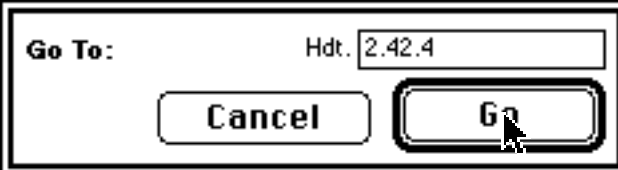
176. Read section 1.131.1.

The Egyptians had images of Zeus with a ram's head. The Egyptians called Zeus "Amon."

177. Click once on the "Go to" command button.

178. Type "2.42.4" on the line.

179. Click once on the "Go" command button.



A screenshot of a "Go To" dialog box. It features a label "Go To:" on the left. To its right is a text input field containing "Hdt. 2.42.4". Below the input field are two buttons: "Cancel" on the left and "Go" on the right. A mouse cursor is pointing at the "Go" button.

180. Read sections 42.4 and 42.5.

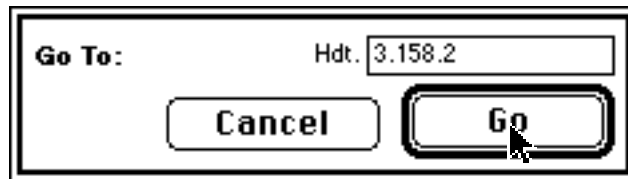
The Babylonians called Zeus, "Belus."

181. Click once on the "Go to" command button.



182. Type "3.158.2" on the line.

183. Click once on the "Go" command button.



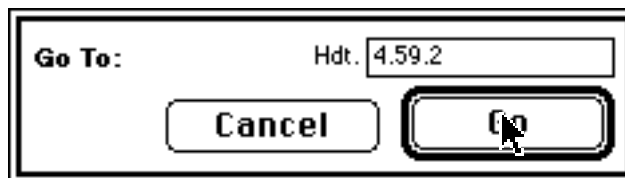
184. Read section 158.2.

Papaeus is the Scythian deity identified with Zeus.

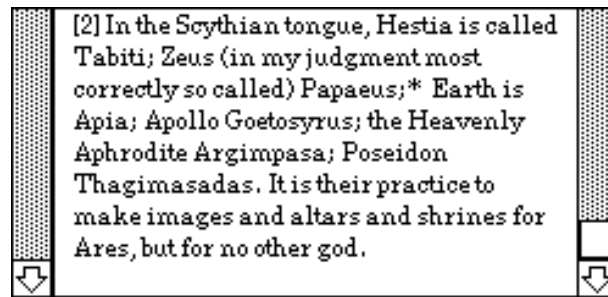
185. Click once on the "Go to" command button.

186. Type "4.59.2" on the line.

187. Click once on the "Go" command button.



188. Read section 59.2.



Congratulations! You have completed this Knowledge Builder™. Review any information with which you do not feel comfortable.



Further References

Below you will find a listing of Coins, Architecture, Vases, Primary Text, Encyclopedia entries and Sites relating to the bolded topic. These lists are the results of English Index searches for each of the bolded topics.

You can go to all these citations, except for Primary Text entries, without having to perform an English Index search. Follow the directions below.

- Highlight “Lookup” under the Links menu at the top of the screen.
- Type a citation into the “Lookup” box and highlight the corresponding Link for that citation, i.e. type “Harvard 1959.123” and highlight “Vases” under Links at the top of the screen.

Zeus

Architecture: *Athens:* Oxen Barn, Sanctuary of Eponymous Hero (Pandion), Sanctuary of Pandrosos, Sanctuary of Zeus Polieus, Stoa of Zeus (Eleutherios), Temple of Apollo Patroos, Temple of Zeus and Athena.

Olympia: Altar of Zeus, Bouleuterion, East Baths, Echo Hall (Painted Stoa), Greek Baths, Gymnasium, Heroon (Sanctuary of a Hero), Hippodrome, House of Nero, Leonidaion, Metroon, Naiskos of Eileithyia and Sosipolis, Nymphaion, Palaestra, Pelopeion, Philippeion, Prytaneion, South Stoa, Southeast Building, Stadium, Swimming Pool with Greek Baths, Temple of Hera, Temple of Zeus, Theokoleon, Treasury of the Byzantines (4), Treasury of the Cyrenians (6 or 7), Treasury of the Epidamnians (3), Treasury of the Gelians (12), Treasury of the Megarians (11), Treasury of the Metapontians (10), Treasury of the Selinians (9), Treasury of the Sikyonians (1), Treasury of the Sybarites (5), Treasury of the Syracusans (2), Unnamed Treasury (7), Workshop of Phidias.

Primary Texts: Aeschylus, *Agamemnon, Eumenides, Libation Bearers, Prometheus Bound, Persians, Seven Against Thebes*; Apollodorus, *Library Books 1, 2, 3, Epitome*; Herodotus, *History*; Hesiod, *Shield of Herakles, Theogony, Works and Days*; Homer, *Iliad, Odyssey*; Pausanias, *Guide to Greece: Books 1-10*; Pindar, *Isthmian Odes 2, 3, 4, 5, 6, 7, 8, Nemean Odes 1-11, Olympian Odes 1-10, 12, 13, Pythian Odes 1-5, 7, 8, 9*; Plutarch, *Alcibiades, Aristides, Nicias, Pericles, Solon, Themistocles, Theseus*; Sophocles, *Ajax, Electra, Antigone, Oedipus at Colonus, Oedipus Tyrannus, Philoctetes, Trachiniae*; Thucydides, *History of the Peloponnesian War*.

Coins: BCMA 1919.58.4a, BCMA 1919.58.5a, BCMA 1919.58.65, BCMA 1958.18.5, Dewing 1113, Dewing 1125, Dewing 1375, Dewing 1858, Dewing 1889, Dewing 1893, Dewing 1935, Dewing 2376, Dewing 2779, Dewing 2780, Dewing 2781, Dewing 562, Dewing 929.

Vases: Boston 00.330, Boston 63.473, Florence 4209, Harvard 1977.216.2244, London 1971.11-1.1, London E224, Worcester 1966.63.

Sculpture: Aegina East Pediment 2, Athens Br. 15161, Athens, Acropolis 590, Athens, Agora S 2354, Athens, Agora I 7154, Athens, Agora S 2499, Athens, Agora S 312, Parthenon East Pediment, Parthenon Metopes, Parthenon WP.A, Parthenon West Pediment.



Historical Overview: TRMartin History 10, TRMartin History 10.1.1, TRMartin History 10.3.1, TRMartin History 10.3.3.1, TRMartin History 11.1, TRMartin History 16.11, TRMartin History 16.16, TRMartin History 4.10, TRMartin History 4.10, TRMartin History 4.11, TRMartin History 4.11, TRMartin History 4.12, TRMartin History 4.13, TRMartin History 5.13, TRMartin History 5.30, TRMartin History 6.28.

Sites: Olympia, Samos: Heraion.

Encyclopedia: Acarnania, Arcadia, Attica, Elis, Epirus, Epirus, Macedonia, Saronic Gulf.

Eagle

Coins: BCMA 1919.58.4a, BCMA 1919.58.65, BCMA 1920.8.45, BCMA 1920.8.46, BCMA 1923.119.9, BCMA 1958.18.5, Dewing 1125, Dewing 1213, Dewing 1248, Dewing 1347, Dewing 1533, Dewing 1534, Dewing 1853, Dewing 1857, Dewing 1858, Dewing 1860, Dewing 1865, Dewing 1866, Dewing 1872, Dewing 1889, Dewing 1893, Dewing 1935, Dewing 2053, Dewing 2129, Dewing 2130, Dewing 2217, Dewing 2249, Dewing 2505, Dewing 2507, Dewing 2527, Dewing 2739, Dewing 2780, Dewing 499, Dewing 505, Dewing 550, Dewing 558, Dewing 562, Dewing 567, Dewing 571, Dewing 572.

Sculpture: Parthenon East Pediment.

Thunderbolt

Coins: BCMA 1919.58.65, BCMA 1923.119.9, Dewing 1134, Dewing 1213, Dewing 1489, Dewing 1853, Dewing 1858, Dewing 1860, Dewing 1865, Dewing 1872, Dewing 1874, Dewing 1893, Dewing 2036, Dewing 2739, Dewing 347, Dewing 521.

Vases: Worcester 1966.63.



**For more free materials from
AbleMedia, visit the
Classics Technology Center
<http://ablemedia.com/ctcweb>**

50 Clark Street • Medford • MA 02155-4474
(781) 396-7582 • FAX (781) 393-5643
e-mail: ctcweb@ablemedia.com
<http://ablemedia.com/>

